O·N·W®

欧诺威

SHANDONG OUNUOWEI NUMERICAL CONTROL TOOL CO.,LTD

热缩刀柄

2025

您身边的数控刀具专家

YOU AROUND THE CNC TOOL EXPERTS

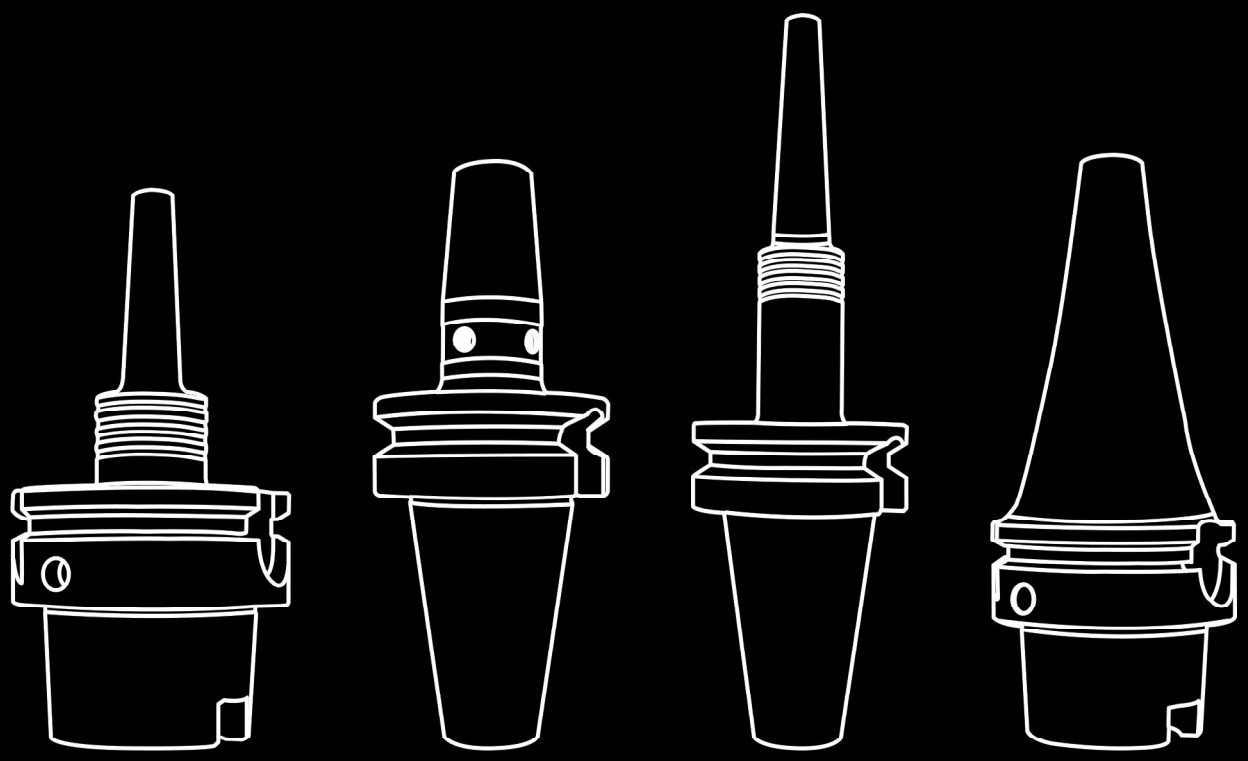

SHRINK FIT TOOL HOLDER SERIES

热缩刀柄系列

装夹精度小于0.003MM

目录 CONTENT

·参考资料 REFERENCE DETAILS

DIN 69893A

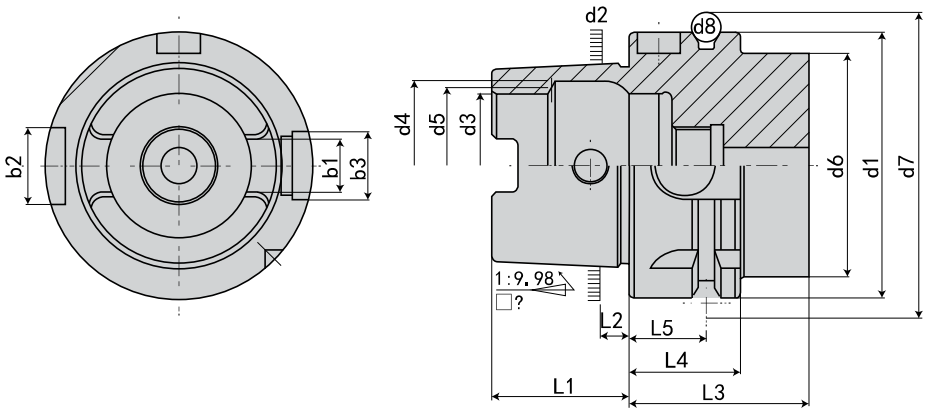

规 格 Model	d1 h10	d2	d3 H10	d4 H11	d5	d6 Max.	d7 0 -0.1	d8	L1 0 -0.2	L2	L3 Min.	L4 0 -0.1	L5 ±0.1	b1 ±0.04	b2 H10	b3 H10
HSK32A	32	24.007	17	20.5	19	26	37	4	16	3.2	35	20	16	7.05	9	7
HSK40A	40	30.007	21	25.5	23	34	45	4	20	4	35	20	16	8.05	11	9
HSK50A	50	38.009	26	32	29	42	59.3	7	25	5	42	26	18	10.54	14	12
HSK63A	63	48.010	34	40	37	53	72.3	7	32	6.3	42	26	18	12.54	18	16
HSK80A	80	60.012	42	50	46	67	88.8	7	40	8	42	26	18	16.04	20	18
HSK100A	100	75.013	53	63	58	85	109.75	7	50	10	45	29	20	20.02	22	20

特点：

注：
◎锥度精度：＜ AT3
◎基本材质：20CrMnTi/15CrMo
◎硬度：HRC56° 渗碳深度＞ 0.8mm
◎真圆度：＜ 0.8μm
◎表面粗糙度：Ra ＜ 0.5μm
◎刀杆有预设标准动平衡 G6.3，可另外指定精密动平衡 G2.5
◎本体规范：DIN 69893-1

Features:

◎ Taper tolerance ＜ AT3.
◎ Basic Material:20CrMnTi/15CrMo.
◎ Hardness ＞ HRC56° Carbon depth ＞ 0.8mm.
◎ Roundness ＜ 0.8μm.
◎ Surface roughness:Ra ＜ 0.5μm.
◎ The shank has pre-balance at G6.3, and can provide percision balance at G2.5, made by request.
◎ Shank body standard:DIN69893-1.

·参考资料 REFERENCE DETAILS

DIN 69893E

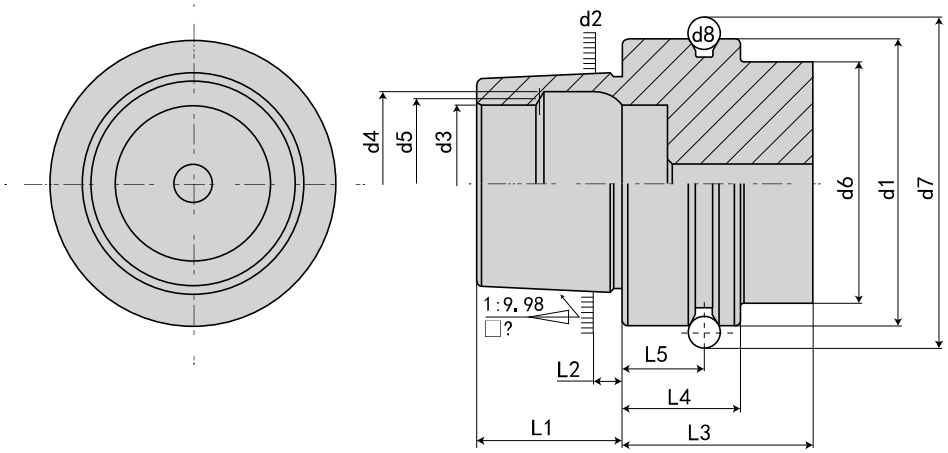

规 格 Model	d1 h10	d2	d3 H10	d4 H11	d5	d6 Max.	d7 0 -0.1	d8	L1 0 -0.2	L2	L3 Min.	L4 0 -0.1	L5 ±0.1
HSK25E	25	19	14	16.4	15	20	28.5	2	13	2.5	20	10	4.5
HSK32E	32	24	17	21	19	26	37	3	16	3.2	35	20	16
HSK40E	40	30	21	25.5	23	34	45	4	20	4	35	20	16
HSK50E	50	38	26	32	29	42	59.3	7	25	5	42	26	18
HSK63E	63	48	34	40	37	53	72.3	7	32	6.3	42	26	18

特点：

注：
◎锥度精度：＜ AT3
◎基本材质：20CrMnTi/15CrMo
◎硬度：HRC56° 渗碳深度＞ 0.8mm
◎真圆度：＜ 0.8μm
◎表面粗糙度：Ra ＜ 0.5μm
◎刀杆有预设标准动平衡 G6.3，可另外指定精密动平衡 G2.5
◎本体规范：DIN 69893-5

Features:

◎ Taper tolerance ＜ AT3.
◎ Basic Material:20CrMnTi/15CrMo.
◎ Hardness ＞ HRC56° Carbon depth ＞ 0.8mm.
◎ Roundness ＜ 0.8μm.
◎ Surface roughness:Ra ＜ 0.5μm.
◎ The shank has pre-balance at G6.3, and can provide percision balance at G2.5, made by request.
◎ Shank body standard:DIN69893-5.

·参考资料 REFERENCE DETAILS

DIN 69893F

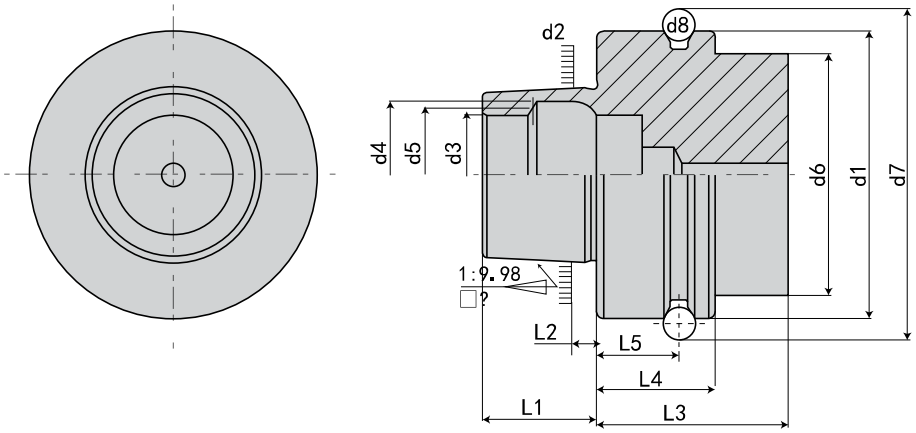

规 格 Model	d1 h10	d2	d3 H10	d4 H11	d5	d6 Max.	d7 0 -0.1	d8	L1 0 -0.2	L2	L3 Min.	L4 0 -0.1	L5 ±0.1
HSK50F	50	30.007	21	25.5	23	42	59.3	7	20	4	42	26	18
HSK63F	63	38.009	26	32	29	53	72.3	7	25	5	42	26	18
HSK80F	80	48	34	40	37	67	88.8	7	32	6.3	42	26	18

特点：

注：
◎锥度精度：＜ AT3
◎基本材质：20CrMnTi/15CrMo
◎硬度：HRC56° 渗碳深度＞ 0.8mm
◎真圆度：＜ 0.8μm
◎表面粗糙度：Ra ＜ 0.5μm
◎刀杆有预设标准动平衡 G6.3，可另外指定精密动平衡 G2.5
◎本体规范：DIN 69893-6

Features:

◎ Taper tolerance ＜ AT3.
◎ Basic Material:20CrMnTi/15CrMo.
◎ Hardness ＞ HRC56° Carbon depth ＞ 0.8mm.
◎ Roundness ＜ 0.8μm.
◎ Surface roughness:Ra ＜ 0.5μm.
◎ The shank has pre-balance at G6.3, and can provide percision balance at G2.5, made by request.
◎ Shank body standard:DIN69893-6.

·HSK40E-SLK 热缩基础柄

HSK40E-SLK SEMI-FINISHED SHRINK FIT CHUCK

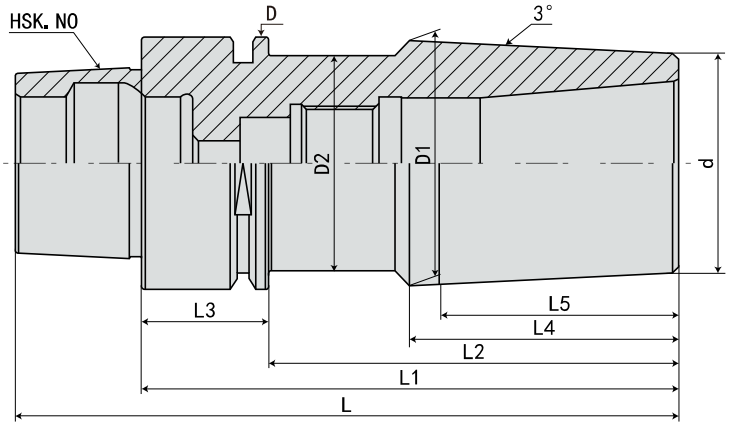

规 格 Model	L	L1	L2	L3	L4	L5	D	D1	D2	d	重量 KGS
HSK40E-SLK12-85	105	85	65	20	43	38	40	38	34	34	0.6

规格说明:

HSK40E - SLK - 12 - 85

- L1 长度 Length (L1)
- 接口大小 Connection size
- 功能代号 Holder type
- 锥柄形式 Taper size

·HSK50E-SLK 热缩基础柄

HSK50E-SLK SEMI-FINISHED SHRINK FIT CHUCK

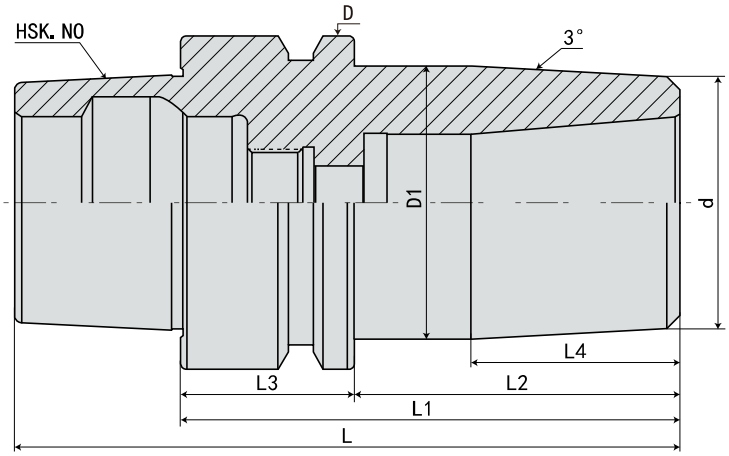

规 格 Model	L	L1	L2	L3	L4	D	D1	d	重量 KGS
HSK50E-SLK12- 75	100	75	49	26	31.5	50	41	38	0.8
-120	145	120	94	26	31.5	50	41	38	1.3

规格说明:

HSK50E - SLK - 12 - 75

- L1 长度 Length (L1)
- 接口大小 Connection size
- 功能代号 Holder type
- 锥柄形式 Taper size

·HSK40A-SLK 热缩基础柄

HSK40A-SLK SEMI-FINISHED SHRINK FIT CHUCK

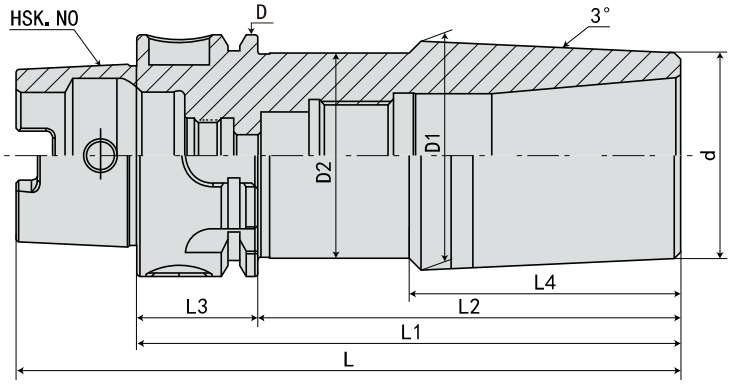

规 格 Model	L	L1	L2	L3	L4	D	D1	D2	d	重量 KGS
HSK40A-SLK12- 90	110	90	70	20	45	40	38	34	34	

规格说明:

HSK40A - SLK - 12 - 90

- L1 长度 Length (L1)
- 接口大小 Connection size
- 功能代号 Holder type
- 锥柄形式 Taper size

·HSK50A-SLK 热缩基础柄

HSK50A-SLK SEMI-FINISHED SHRINK FIT CHUCK

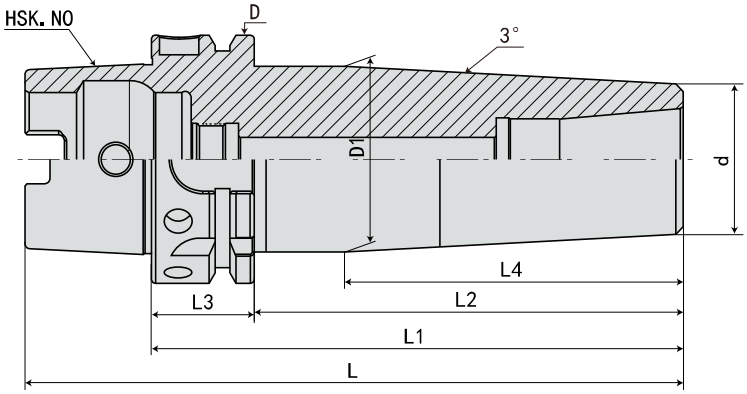

规 格 Model	L	L1	L2	L3	L4	D	D1	d	重量 KGS
HSK50A-SLK12- 75	100	75	49	26	31.5	50	41	38	0.8
-120	145	120	94	26	31.5	50	41	38	1.3

规格说明:

HSK50A - SLK - 12 - 75

- L1 长度 Length (L1)
- 接口大小 Connection size
- 功能代号 Holder type
- 接口大小 Connection size

·HSK63A-SLK 热缩基础柄

HSK63A-SLK SEMI-FINISHED SHRINK FIT CHUCK

FIG. 1

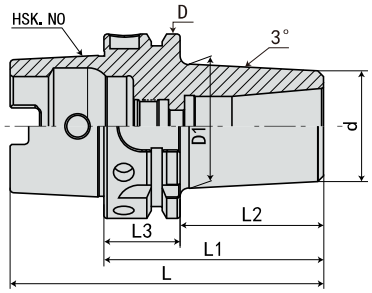

FIG. 2

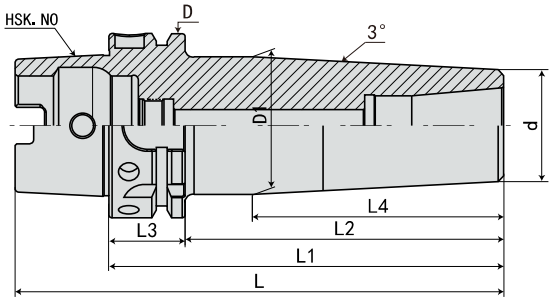

FIG. 3

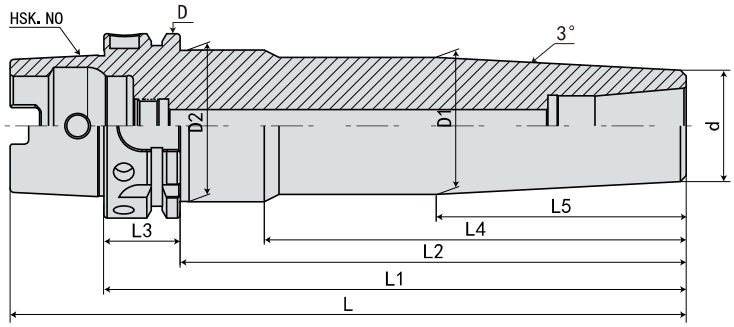

规 格 Model	L	L1	L2	L3	L4	L5	D	D1	D2	d	FIG	重量 KGS
HSK63A-SLK12- 75	107	75	49	26	-	-	63	42.5	-	38	1	1.2
-135	167	135	109	26	86	-	63	47	-	38	2	2
-165	197	165	139	26	86	-	63	47	-	38	2	2.4
-200	232	200	174	26	145	86	63	47	52	38	3	2.9
-225	257	225	199	26	145	86	63	47	52	38	3	3.2
-255	287	255	229	26	175	86	63	47	52	38	3	3.8
-285	317	285	259	26	205	86	63	47	52	38	3	4.5
-315	347	315	289	26	235	86	63	47	52	38	3	4.5

规格说明:

HSK63A - SLK - 12 - 75

- L1 长度 Length (L1)
- 接口大小 Collect model
- 功能代号 Holder type
- 锥柄形式 Shank size

·HSK100A-SLK 热缩基础柄

HSK100A-SLK SEMI-FINISHED SHRINK FIT CHUCK

FIG. 1

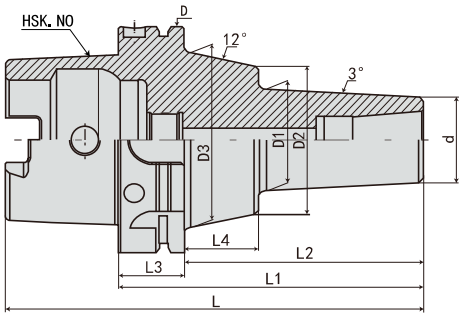

FIG. 2

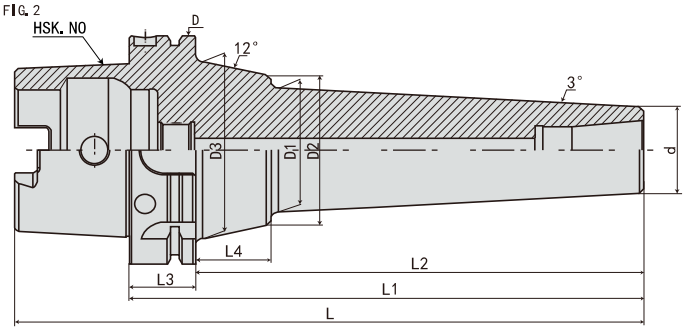

规 格 Model	L	L1	L2	L3	L4	D	D1	D2	D3	d	FIG	重量 KGS
HSK100A-SLK12-105	155	105	76	29	33	100	42	65	78	38	1	3.8
-135	185	135	106	29	33	100	45	65	78	38	1	4.2
-165	215	165	136	29	33	100	48	65	78	38	2	
-225	275	225	196	29	33	100	55	65	78	38	2	5.4
-265	315	265	236	29	33	100	59	65	78	38	2	6.5
-315	365	315	286	29	33	100	65	65	78	38	2	

规格说明:

HSK100A - SLK - 12 - 105

- 105: L1 长度 Length (L1)
- 12: 接口大小 Collect model
- SLK: 功能代号 Holder type
- HSK100A: 锥柄形式 Shank size

·CR 热缩延长杆（标准款） CR HEAT SHRINKABLE EXTENSION ROD (STANDARD)

FIG. 1

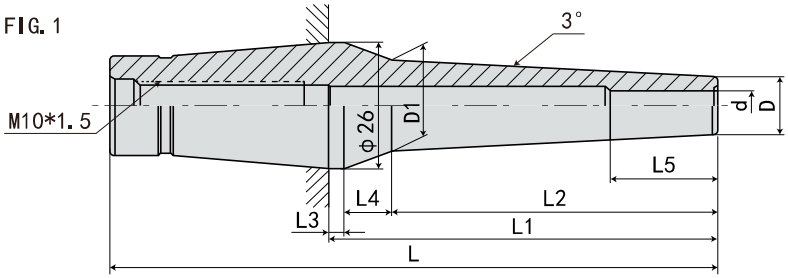

FIG. 2

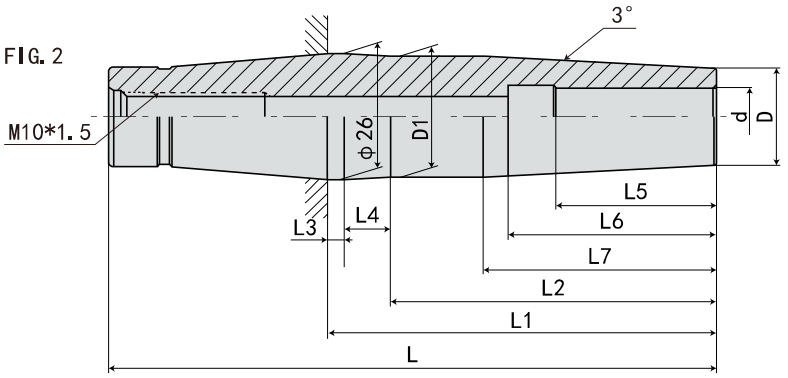

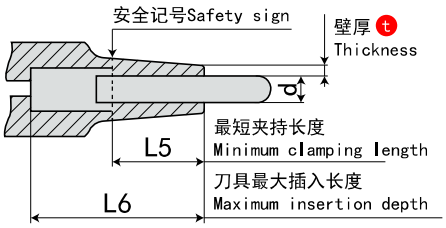

规 格 Model	L	L1	L2	L3	L4	L5	L6	L7	D	D1	d	t	FIG	重量 KGS
CR12- 3- 35	80	35	22	3.5	9.5	12	-	-	7.5	9.9	3	2.25	1	0.2
- 55	100	55	42	3.5	9.5	12	-	-	7.5	12	3	2.25	1	0.2
- 80	125	80	67	3.5	9.5	12	-	-	7.5	14.6	3	2.25	1	0.2
- 4- 35	80	35	22	3.5	9.5	16	-	-	10	12.4	4	3	1	0.2
- 55	100	55	42	3.5	9.5	16	-	-	10	14.5	4	3	1	0.2
- 80	125	80	67	3.5	9.5	16	-	-	10	17.1	4	3	1	0.2
-110	155	110	97	3.5	9.5	16	-	-	10	20.2	4	3	1	0.25
- 5- 35	80	35	22	3.5	9.5	18	-	-	11	13.3	5	3	1	0.2
- 55	100	55	42	3.5	9.5	18	-	-	11	15.4	5	3	1	0.2
- 80	125	80	67	3.5	9.5	18	-	-	11	18.1	5	3	1	0.2
-110	155	110	97	3.5	9.5	18	-	-	11	21.2	5	3	1	0.25
- 6- 35	80	35	22	3.5	9.5	23	-	-	12	14.4	6	3	1	0.2
- 55	100	55	42	3.5	9.5	23	-	-	12	16.5	6	3	1	0.2
- 80	125	80	67	3.5	9.5	23	-	-	12	19.1	6	3	1	0.2
-110	155	110	97	3.5	9.5	23	-	-	12	22.2	6	3	1	0.25
- 8- 35	80	35	22	3.5	9.5	27	-	-	14	16.4	8	3	1	0.2
- 55	100	55	42	3.5	9.5	27	-	-	14	18.5	8	3	1	0.2
- 80	125	80	67	3.5	9.5	27	-	-	14	21.1	8	3	1	0.3
-110	155	110	97	3.5	9.5	27	-	-	14	24.2	8	3	1	0.35
-10- 35	80	35	22	3.5	9.5	32	42	-	16	18.4	10	3	1	0.2
- 55	100	55	42	3.5	9.5	32	42	-	16	20.5	10	3	1	0.2
- 80	125	80	67	3.5	9.5	32	42	-	16	23.1	10	3	1	0.3
-110	155	110	97	3.5	9.5	32	42	86	16	25.1	10	3	2	0.35
-12- 35	80	35	22	3.5	9.5	37	48	-	20	22.4	12	4	1	0.2
- 55	100	55	42	3.5	9.5	37	48	-	20	24.5	12	4	1	0.2
- 80	125	80	67	3.5	9.5	37	48	48	20	25.5	12	4	2	0.3
-110	155	110	97	3.5	9.5	37	48	48	20	25.1	12	4	2	0.35

·CS 热缩延长杆（薄壁款） HEAT SHRINKABLE EXTENSION ROD (THIN WALL STYLE)

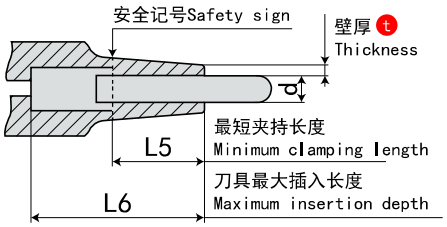

FIG. 1

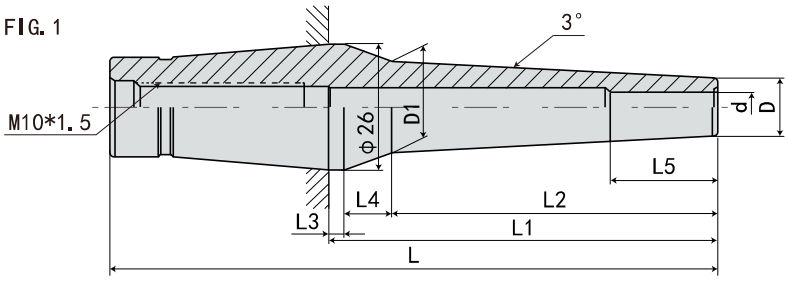

FIG. 2

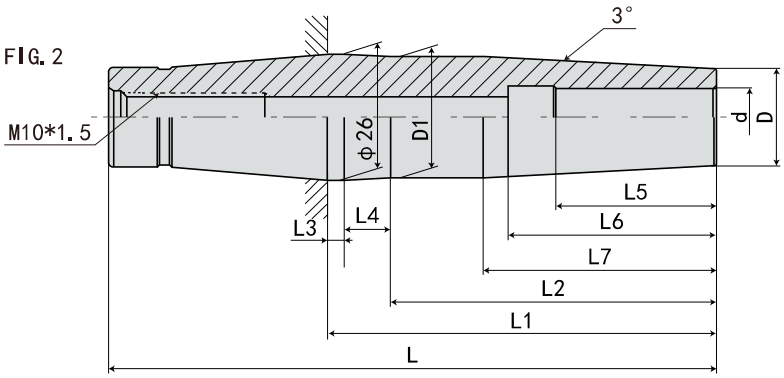

规 格 Model	L	L1	L2	L3	L4	L5	L6	L7	D	D1	d	t	FIG	重量 KGS
CS12- 3- 35	80	35	22	3.5	9.5	12	-	-	6	8.4	3	1.5	1	0.2
- 55	100	55	42	3.5	9.5	12	-	-	6	10.5	3	1.5	1	0.2
- 80	125	80	67	3.5	9.5	12	-	-	6	13.1	3	1.5	1	0.2
-110	155	110	97	3.5	9.5	12	-	-	6	16.2	3	1.5	1	0.25
- 4- 35	80	35	22	3.5	9.5	16	-	-	7	9.4	4	1.5	1	0.2
- 55	100	55	42	3.5	9.5	16	-	-	7	11.5	4	1.5	1	0.2
- 80	125	80	67	3.5	9.5	16	-	-	7	14.1	4	1.5	1	0.2
-110	155	110	97	3.5	9.5	16	-	-	7	17.2	4	1.5	1	0.25
- 5- 35	80	35	22	3.5	9.5	18	-	-	8	10.4	5	1.5	1	0.2
- 55	100	55	42	3.5	9.5	18	-	-	8	12.5	5	1.5	1	0.2
- 80	125	80	67	3.5	9.5	18	-	-	8	15.1	5	1.5	1	0.2
-110	155	110	97	3.5	9.5	18	-	-	8	18.2	5	1.5	1	0.25
- 6- 35	80	35	22	3.5	9.5	23	-	-	9	11.4	6	1.5	1	0.2
- 55	100	55	42	3.5	9.5	23	-	-	9	13.5	6	1.5	1	0.2
- 80	125	80	67	3.5	9.5	23	-	-	9	16.1	6	1.5	1	0.2
-110	155	110	97	3.5	9.5	23	-	-	9	19.2	6	1.5	1	0.25
- 7- 35	80	35	22	3.5	9.5	25	-	-	10	12.4	7	1.5	1	0.2
- 55	100	55	42	3.5	9.5	25	-	-	10	14.5	7	1.5	1	0.2
- 80	125	80	67	3.5	9.5	25	-	-	10	17.1	7	1.5	1	0.2
-110	155	110	97	3.5	9.5	25	-	-	10	20.2	7	1.5	1	0.25
- 8- 35	80	35	22	3.5	9.5	27	-	-	11	13.4	8	1.5	1	0.2
- 55	100	55	42	3.5	9.5	27	-	-	11	15.5	8	1.5	1	0.2
- 80	125	80	67	3.5	9.5	27	-	-	11	18.1	8	1.5	1	0.2
-110	155	110	97	3.5	9.5	27	-	-	11	21.2	8	1.5	1	0.25
- 9- 35	80	35	22	3.5	9.5	29	42	-	12	14.4	9	1.5	1	0.2
- 55	100	55	42	3.5	9.5	29	42	-	12	16.5	9	1.5	1	0.2
- 80	125	80	67	3.5	9.5	29	42	-	12	19.1	9	1.5	1	0.2
-110	155	110	97	3.5	9.5	29	42	-	12	22.2	9	1.5	1	0.25
-10- 35	80	35	22	3.5	9.5	32	42	-	13	15.4	10	1.5	1	0.2
- 55	100	55	42	3.5	9.5	32	42	-	13	17.5	10	1.5	1	0.2
- 80	125	80	67	3.5	9.5	32	42	-	13	20.1	10	1.5	1	0.2
-110	155	110	97	3.5	9.5	32	42	-	13	23.2	10	1.5	1	0.25
-11- 35	80	35	22	3.5	9.5	34	44	-	14	16.4	11	1.5	1	0.2
- 55	100	55	42	3.5	9.5	34	44	-	14	18.5	11	1.5	1	0.2
- 80	125	80	67	3.5	9.5	34	44	-	14	21.1	11	1.5	1	0.2
-110	155	110	97	3.5	9.5	34	44	-	14	24.2	11	1.5	1	0.25
-12- 35	80	35	22	3.5	9.5	37	48	-	15	17.4	12	1.5	1	0.2
- 55	100	55	42	3.5	9.5	37	48	-	15	19.5	12	1.5	1	0.2
- 80	125	80	67	3.5	9.5	37	48	-	15	22.1	12	1.5	1	0.2
-110	155	110	97	3.5	9.5	37	48	95	15	25	12	1.5	2	0.25

·HSK32A-SF 热缩刀柄（4.5 度标准型） HSK32A-SF SHRINK FIT TOOL HOLDER (4.5° STANDARD VERSION)

FIG. 1

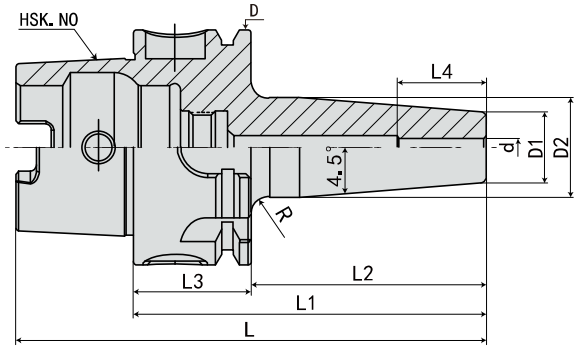

FIG. 2

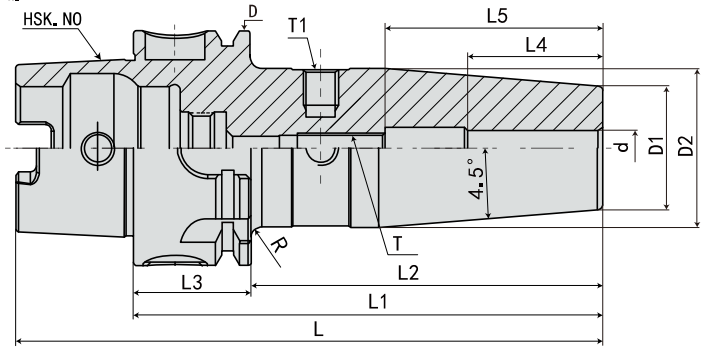

规 格 Model	L	L1	L2	L3	L4	L5	D	D1	D2	d	T	T1	FIG	重量 KGS
HSK32A-SF03-65	81	65	45	20	12	-	32	15	20	3	-	-	1	0.2
-SF04-65	81	65	45	20	16	-	32	15	20	4	-	-	1	0.2
-SF05-65	81	65	45	20	18	-	32	15	20	5	-	-	1	0.2
-SF06-75	91	75	55	20	26	36	32	21	26	6	M5*0.8P	M6*1.0P	2	0.3
-SF08-75	91	75	55	20	26	36	32	21	26	8	M6*1.0P	M6*1.0P	2	0.3
-SF10-75	91	75	55	20	32	42	32	24	29	10	M8*1.0P	M6*1.0P	2	0.4
-SF12-80	96	80	60	20	37	47	32	24	29	12	M10*1.0P	M6*1.0P	2	0.4

规格说明:

HSK32A - SF - 03 - 65

- 65：L1 长度 Length（L1）
- 03：刀杆直径 Diameter
- SF：功能代号 Holder type
- HSK32A：锥柄形式 Taper size

·HSK40A-SF 热缩刀柄（4.5 度标准型） HSK40A-SF SHRINK FIT TOOL HOLDER (4.5° STANDARD VERSION)

FIG. 1

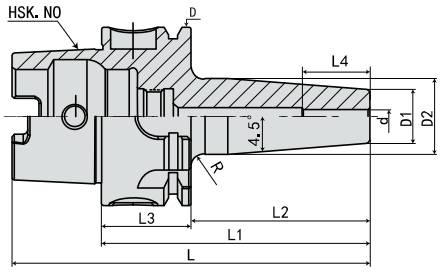

FIG. 2

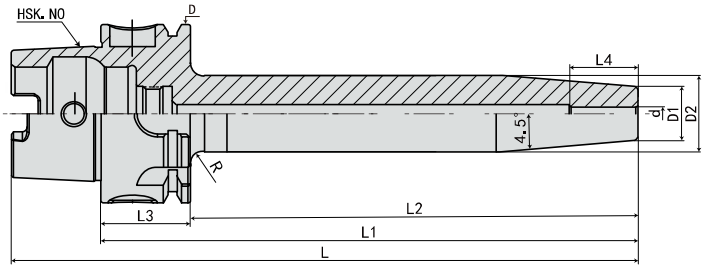

规 格 Model	L	L1	L2	L3	L4	D	D1	D2	d	R	FIG	重量 KGS
HSK40A-SF03- 60	80	60	40	20	12	40	15	20	3	5	1	0.3
-120	140	120	100	20	12	40	15	20	3	5	2	0.4
-160	180	160	140	20	12	40	15	25	3	5	2	0.5
-SF04- 60	80	60	40	20	16	40	15	20	4	5	1	0.3
-120	140	120	100	20	16	40	15	20	4	5	2	0.4
-160	180	160	140	20	16	40	15	25	4	5	2	0.5
-SF05- 60	80	60	40	20	18	40	15	20	5	5	1	0.3
-120	140	120	100	20	18	40	15	20	5	5	2	0.4
-160	180	160	140	20	18	40	15	25	5	5	2	0.5

规格说明:

HSK40A - SF - 03 - 60

- 60：L1 长度 Length（L1）
- 03：刀杆直径 Diameter
- SF：功能代号 Holder type
- HSK40A：锥柄形式 Taper size

·HSK40A-SF 热缩刀柄（4.5 度标准型）

HSK40A-SF SHRINK FIT TOOL HOLDER (4.5° STANDARD VERSION)

FIG. 1

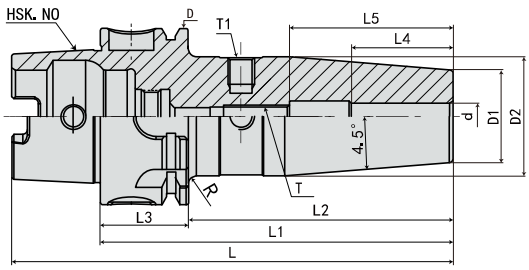

FIG. 2

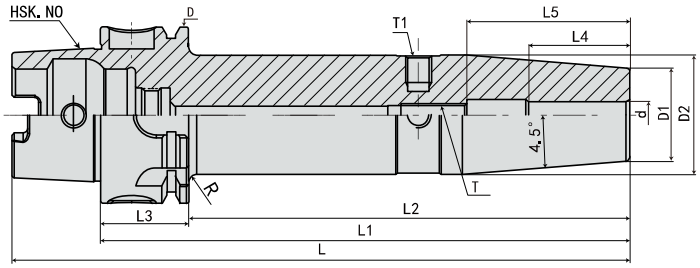

规 格 Model	L	L1	L2	L3	L4	L5	D	D1	D2	d	T	T1	FIG	重量 KGS
HSK40A-SF06- 80	100	80	60	20	26	36	40	21	27	6	M5*0.8P	M6*1.0P	1	0.4
-120	140	120	100	20	26	36	40	21	27	6	M5*0.8P	M6*1.0P	2	0.6
-160	180	160	140	20	26	36	40	21	27	6	M5*0.8P	M6*1.0P	2	0.7
-SF08- 80	100	80	60	20	26	36	40	21	27	8	M6*1.0P	M6*1.0P	1	0.4
-120	140	120	100	20	26	36	40	21	27	8	M6*1.0P	M6*1.0P	2	0.6
-160	180	160	140	20	26	36	40	21	27	8	M6*1.0P	M6*1.0P	2	0.7
-SF10- 80	100	80	60	20	32	42	40	24	32	10	M8*1.0P	M6*1.0P	1	0.5
-120	140	120	100	20	32	42	40	24	32	10	M8*1.0P	M6*1.0P	2	0.7
-160	180	160	140	20	32	42	40	24	32	10	M8*1.0P	M6*1.0P	2	0.8
-SF12- 90	110	90	70	20	37	47	40	24	32	12	M10*1.0P	M6*1.0P	1	0.5
-120	140	120	100	20	37	47	40	24	32	12	M10*1.0P	M6*1.0P	2	0.7
-160	180	160	140	20	37	47	40	24	32	12	M10*1.0P	M6*1.0P	2	0.8
-SF14- 90	110	90	70	20	37	47	40	27	34	14	M10*1.0P	M6*1.0P	1	0.6
-120	140	120	100	20	37	47	40	27	34	14	M10*1.0P	M6*1.0P	2	0.8
-160	180	160	140	20	37	47	40	27	34	14	M10*1.0P	M6*1.0P	2	0.9
-SF16- 90	110	90	70	20	40	50	40	27	34	16	M12*1.0P	M6*1.0P	1	0.5
-120	140	120	100	20	40	50	40	27	34	16	M12*1.0P	M6*1.0P	2	0.7
-160	180	160	140	20	40	50	40	27	34	16	M12*1.0P	M6*1.0P	2	0.8

规格说明:

HSK40A - SF - 06 - 80

- L1 长度 Length (L1)
- 刀杆直径 Diameter
- 功能代号 Holder type
- 锥柄形式 Taper size

·HSK50A-SF 热缩刀柄（4.5 度标准型）

HSK50A-SF SHRINK FIT TOOL HOLDER (4.5° STANDARD VERSION)

FIG. 1

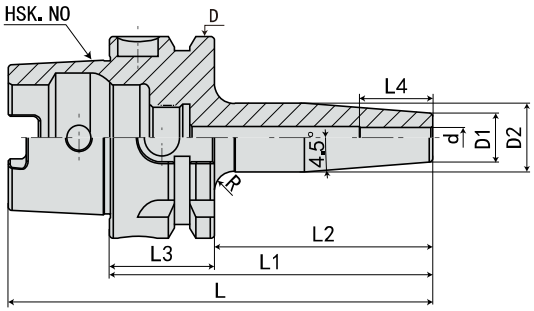

FIG. 2

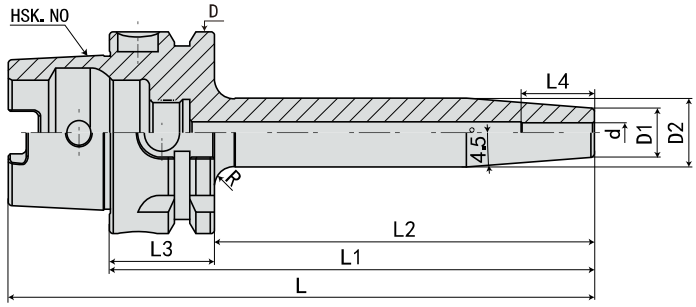

规 格 Model	L	L1	L2	L3	L4	D	D1	D2	d	R	FIG	重量 KGS
HSK50A-SF03- 80	105	80	54	26	12	50	15	20	3	5	1	0.4
-120	145	120	94	26	12	50	15	20	3	5	2	0.5
-160	185	160	134	26	12	50	15	25	3	5	2	0.6
-SF04- 80	105	80	54	26	16	50	15	20	4	5	1	0.5
-120	145	120	94	26	16	50	15	20	4	5	2	0.6
-160	185	160	134	26	16	50	15	25	4	5	2	0.7
-SF05- 80	105	80	54	26	18	50	15	20	5	5	1	0.5
-120	145	120	94	26	18	50	15	20	5	5	2	0.6
-160	185	160	134	26	18	50	15	25	5	5	2	0.7

规格说明:

HSK50A - SF - 03 - 80

- 80：L1 长度 Length (L1)
- 03：刀杆直径 Diameter
- SF：功能代号 Holder type
- HSK50A：锥柄形式 Taper size

·HSK50A-SF 热缩刀柄（4.5 度标准型）

HSK50A-SF SHRINK FIT TOOL HOLDER (4.5° STANDARD VERSION)

FIG. 1

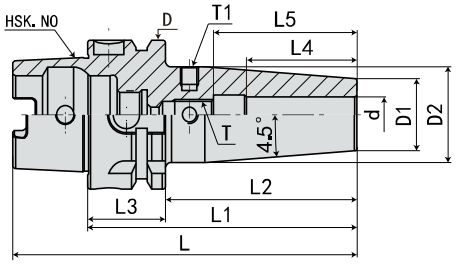

FIG. 2

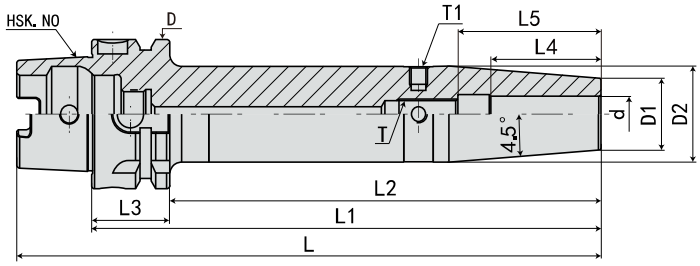

规格 Model	L	L1	L2	L3	L4	L5	D	D1	D2	d	T	T1	FIG	重量 KGS
HSK50A-SF06- 80	105	80	54	26	26	36	50	21	27	6	M5*0.8P	M6*1.0P	1	0.7
-120	145	120	94	26	26	36	50	21	27	6	M5*0.8P	M6*1.0P	2	0.8
-160	185	160	134	26	26	36	50	21	27	6	M5*0.8P	M6*1.0P	2	0.9
-SF08- 80	105	80	54	26	26	36	50	21	27	8	M6*1.0P	M6*1.0P	1	0.6
-120	145	120	94	26	26	36	50	21	27	8	M6*1.0P	M6*1.0P	2	0.8
-160	185	160	134	26	26	36	50	21	27	8	M6*1.0P	M6*1.0P	2	0.9
-SF10- 85	110	85	59	26	32	42	50	24	32	10	M8*1.0P	M6*1.0P	1	0.7
-120	145	120	94	26	32	42	50	24	32	10	M8*1.0P	M6*1.0P	2	0.8
-160	185	160	134	26	32	42	50	24	32	10	M8*1.0P	M6*1.0P	2	0.9
-SF12- 90	115	90	64	26	37	47	50	24	32	12	M10*1.0P	M6*1.0P	1	0.7
-120	145	120	94	26	37	47	50	24	32	12	M10*1.0P	M6*1.0P	2	0.8
-160	185	160	134	26	37	47	50	24	32	12	M10*1.0P	M6*1.0P	2	0.9
-SF14- 90	115	90	64	26	37	47	50	27	34	14	M10*1.0P	M6*1.0P	1	0.7
-120	145	120	94	26	37	47	50	27	34	14	M10*1.0P	M6*1.0P	2	0.8
-160	185	160	134	26	37	47	50	27	34	14	M10*1.0P	M6*1.0P	2	0.9
-SF16- 95	120	95	69	26	40	50	50	27	34	16	M12*1.0P	M6*1.0P	1	0.7
-120	145	120	94	26	40	50	50	27	34	16	M12*1.0P	M6*1.0P	2	0.8
-160	185	160	134	26	40	50	50	27	34	16	M12*1.0P	M6*1.0P	2	0.9
-200	185	160	134	26	40	50	50	27	34	16	M12*1.0P	M6*1.0P	2	0.9
-SF18- 95	120	95	69	26	40	50	50	33	42	18	M12*1.0P	M6*1.0P	1	0.9
-120	145	120	94	26	40	50	50	33	42	18	M12*1.0P	M6*1.0P	2	1
-160	185	160	134	26	40	50	50	33	42	18	M12*1.0P	M6*1.0P	2	1.1
-200	185	160	134	26	40	50	50	33	42	18	M12*1.0P	M6*1.0P	2	1.1
-SF20-100	125	100	74	26	42	52	50	33	42	20	M16*1.0P	M6*1.0P	1	0.9
-120	145	120	94	26	42	52	50	33	42	20	M16*1.0P	M6*1.0P	2	1
-160	185	160	134	26	42	52	50	33	42	20	M16*1.0P	M6*1.0P	2	1.1

规格说明:

HSK50A - SF - 06 - 80

- 80: L1 长度 Length（L1）
- 06: 刀杆直径 Diameter
- SF: 功能代号 Holder type
- HSK50A: 锥柄形式 Taper size

·HSK63A-SF 热缩刀柄（4.5 度标准型）

HSK63A-SF SHRINK FIT TOOL HOLDER (4.5° STANDARD VERSION)

FIG. 1

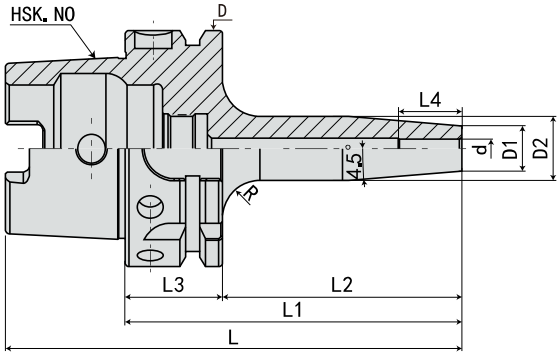

FIG. 2

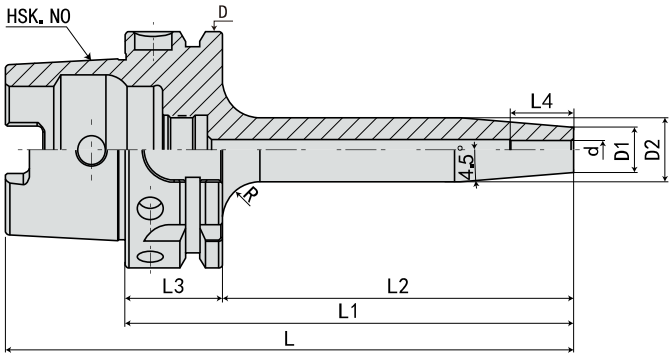

规 格 Model	L	L1	L2	L3	L4	D	D1	D2	d	R	FIG	重量 KGS
HSK63A-SF03- 80	112	80	54	26	12	63	15	20	3	5	1	0.7
-120	152	120	94	26	12	63	15	20	3	5	2	1.1
-160	192	160	134	26	12	63	15	25	3	5	2	1.3
-SF04- 80	112	80	54	26	16	63	15	20	4	5	1	0.7
-120	152	120	94	26	16	63	15	20	4	5	2	1.1
-160	192	160	134	26	16	63	15	25	4	5	2	1.3
-SF05- 80	112	80	54	26	18	63	15	20	5	5	1	0.7
-120	152	120	94	26	18	63	15	20	5	5	2	1.1
-160	192	160	134	26	18	63	15	25	5	5	2	1.3

规格说明:

HSK63A - SF - 03 - 80

- L1 长度 Length (L1)
- 刀杆直径 Diameter
- 功能代号 Holder type
- 锥柄形式 Taper size

·HSK63A-SF 热缩刀柄（4.5 度标准型）

HSK63A-SF SHRINK FIT TOOL HOLDER (4.5° STANDARD VERSION)

FIG. 1

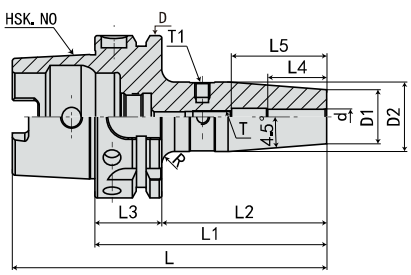

FIG. 2

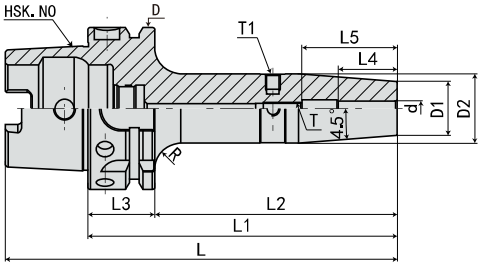



FIG. 3

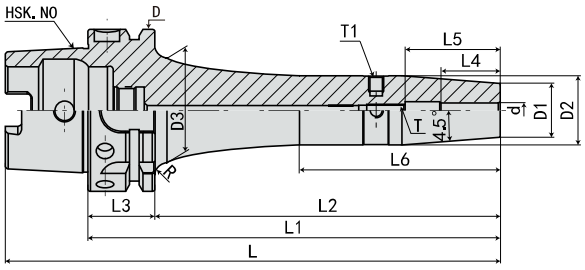

规 格 Model	L	L1	L2	L3	L4	L5	L6	D	D1	D2	D3	d	T	T1	R	FIG	重量 KGS
HSK63A-SF06- 80	112	80	54	26	26	36	-	63	21	27	-	6	M5*0.8P	M6*1.0P	3	1	0.8
-120	152	120	94	26	26	36	-	63	21	27	-	6	M5*0.8P	M6*1.0P	10	2	1.1
-160	192	160	134	26	26	36	79	63	21	27	40	6	M5*0.8P	M6*1.0P	6	3	1.4
-200	232	200	174	26	26	36	119	63	21	27	40	6	M5*0.8P	M6*1.0P	6	3	1.8
-250	282	250	224	26	26	36	169	63	21	27	40	6	M5*0.8P	M6*1.0P	6	3	2.2
-300	332	300	274	26	26	36	219	63	21	27	40	6	M5*0.8P	M6*1.0P	6	3	2.6
-SF08- 80	112	80	54	26	26	36	-	63	21	27	-	8	M6*1.0P	M6*1.0P	3	1	0.8
-120	152	120	94	26	26	36	-	63	21	27	-	8	M6*1.0P	M6*1.0P	10	2	1.1
-160	192	160	134	26	26	36	79	63	21	27	40	8	M6*1.0P	M6*1.0P	6	3	1.4
-200	232	200	174	26	26	36	119	63	21	27	40	8	M6*1.0P	M6*1.0P	6	3	1.8
-250	282	250	224	26	26	36	169	63	21	27	40	8	M6*1.0P	M6*1.0P	6	3	2.2
-300	332	300	274	26	26	36	219	63	21	27	40	8	M6*1.0P	M6*1.0P	6	3	2.6
-SF10- 85	117	85	59	26	32	42	-	63	24	32	-	10	M8*1.0P	M6*1.0P	2	1	0.9
-120	152	120	94	26	32	42	-	63	24	32	-	10	M8*1.0P	M6*1.0P	8	2	1.2
-160	192	160	134	26	32	42	79	63	24	32	39	10	M8*1.0P	M6*1.0P	7	3	1.5
-200	232	200	174	26	32	42	119	63	24	32	39	10	M8*1.0P	M6*1.0P	7	3	1.9
-250	282	250	224	26	32	42	169	63	24	32	39	10	M8*1.0P	M6*1.0P	7	3	2.3
-300	332	300	274	26	32	42	219	63	24	32	39	10	M8*1.0P	M6*1.0P	7	3	2.7
-SF12- 90	122	90	64	26	37	47	-	63	24	32	-	12	M10*1.0P	M6*1.0P	3	1	0.9
-120	152	120	94	26	37	47	-	63	24	32	-	12	M10*1.0P	M6*1.0P	8	2	1.2
-160	192	160	134	26	37	47	79	63	24	32	39	12	M10*1.0P	M6*1.0P	7	3	1.5
-200	232	200	174	26	37	47	119	63	24	32	39	12	M10*1.0P	M6*1.0P	7	3	1.9
-250	282	250	224	26	37	47	169	63	24	32	39	12	M10*1.0P	M6*1.0P	7	3	2.3
-300	332	300	274	26	37	47	219	63	24	32	39	12	M10*1.0P	M6*1.0P	7	3	2.7
-SF14- 90	122	90	64	26	37	47	-	63	27	34	-	14	M10*1.0P	M6*1.0P	3	1	0.9
-120	152	120	94	26	37	47	-	63	27	34	-	14	M10*1.0P	M6*1.0P	8	2	1.2
-160	192	160	134	26	37	47	78	63	27	34	42	14	M10*1.0P	M6*1.0P	5	3	1.5
-200	232	200	174	26	37	47	118	63	27	34	42	14	M10*1.0P	M6*1.0P	5	3	1.9
-250	282	250	224	26	37	47	168	63	27	34	42	14	M10*1.0P	M6*1.0P	5	3	2.3
-300	332	300	274	26	37	47	218	63	27	34	42	14	M10*1.0P	M6*1.0P	5	3	2.7

规格说明:

HSK63A - SF - 06 - 80

- L1 长度 Length (L1)
- 刀杆直径 Diameter
- 功能代号 Holder type
- 锥柄形式 Taper size

·HSK63A-SF 热缩刀柄（4.5 度标准型）

HSK63A-SF SHRINK FIT TOOL HOLDER (4.5° STANDARD VERSION)

FIG. 1

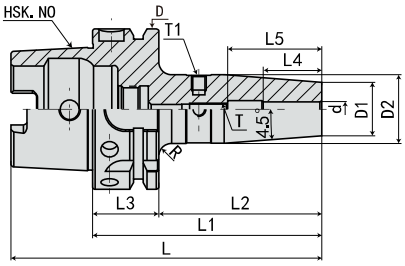

FIG. 2

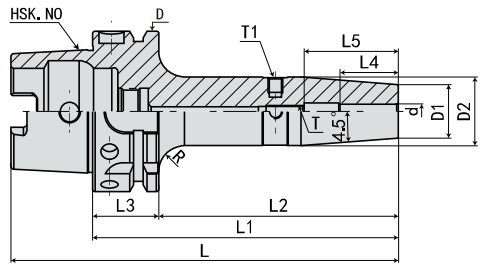



FIG. 3

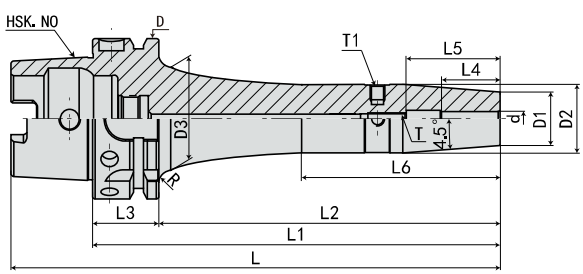

规格 Model	L	L1	L2	L3	L4	L5	L6	D	D1	D2	D3	d	T	T1	R	FIG	重量 KGS
HSK63A-SF16- 95	127	95	69	26	40	50	-	63	27	34	-	16	M12*1.0P	M6*1.0P	3	1	0.9
-120	152	120	94	26	40	50	-	63	27	34	-	16	M12*1.0P	M6*1.0P	8	2	1.2
-160	192	160	134	26	40	50	78	63	27	34	42	16	M12*1.0P	M6*1.0P	5	3	1.5
-200	232	200	174	26	40	50	118	63	27	34	42	16	M12*1.0P	M6*1.0P	5	3	1.9
-250	282	250	224	26	40	50	168	63	27	34	42	16	M12*1.0P	M6*1.0P	5	3	2.3
-300	332	300	274	26	40	50	218	63	27	34	42	16	M12*1.0P	M6*1.0P	5	3	2.7
-SF18- 95	127	95	69	26	40	50	-	63	33	42	-	18	M12*1.0P	M6*1.0P	4	1	1.1
-120	152	120	94	26	40	50	-	63	33	42	-	18	M12*1.0P	M6*1.0P	5	2	1.3
-160	192	160	134	26	40	50	-	63	33	42	-	18	M12*1.0P	M6*1.0P	5	2	1.6
-200	232	200	174	26	40	50	-	63	33	42	-	18	M12*1.0P	M6*1.0P	5	2	2.1
-250	282	250	224	26	40	50	-	63	33	42	-	18	M12*1.0P	M6*1.0P	5	2	2.6
-300	332	300	274	26	40	50	-	63	33	42	-	18	M12*1.0P	M6*1.0P	5	2	3.1
-SF20-100	132	100	74	26	42	52	-	63	33	42	-	20	M16*1.0P	M6*1.0P	5	1	1.1
-120	152	120	94	26	42	52	-	63	33	42	-	20	M16*1.0P	M6*1.0P	5	2	1.3
-160	192	160	134	26	42	52	-	63	33	42	-	20	M16*1.0P	M6*1.0P	5	2	1.6
-200	232	200	174	26	42	52	-	63	33	42	-	20	M16*1.0P	M6*1.0P	5	2	2.1
-250	282	250	224	26	42	52	-	63	33	42	-	20	M16*1.0P	M6*1.0P	5	2	2.6
-300	332	300	274	26	42	52	-	63	33	42	-	20	M16*1.0P	M6*1.0P	5	2	3.1
-SF25-115	147	115	89	26	48	58	-	63	44	53	-	25	M16*1.0P	M6*1.0P	1	1	1.9
-130	162	130	104	26	48	58	-	63	44	53	-	25	M16*1.0P	M6*1.0P	1	2	2.1
-160	192	160	134	26	48	58	-	63	44	53	-	25	M16*1.0P	M6*1.0P	1	2	2.2
-200	232	200	174	26	48	58	-	63	44	53	-	25	M16*1.0P	M6*1.0P	1	2	2.6
-250	282	250	224	26	48	58	-	63	44	53	-	25	M16*1.0P	M6*1.0P	1	2	3
-300	332	300	274	26	48	58	-	63	44	53	-	25	M16*1.0P	M6*1.0P	1	2	3.4
-SF32-120	152	120	94	26	52	62	-	63	44	53	-	32	M16*1.0P	M6*1.0P	1	1	1.9
-130	162	130	104	26	52	62	-	63	44	53	-	32	M16*1.0P	M6*1.0P	1	2	2.2
-160	192	160	134	26	52	62	-	63	44	53	-	32	M16*1.0P	M6*1.0P	1	2	2.3
-200	232	200	174	26	52	62	-	63	44	53	-	32	M16*1.0P	M6*1.0P	1	2	2.7
-250	282	250	224	26	52	62	-	63	44	53	-	32	M16*1.0P	M6*1.0P	1	2	3.1
-300	332	300	274	26	52	62	-	63	44	53	-	32	M16*1.0P	M6*1.0P	1	2	3.4

规格说明:

HSK63A - SF - 16 - 95

- L1 长度 Length (L1)
- 刀杆直径 Diameter
- 功能代号 Holder type
- 锥柄形式 Taper size

·HSK80A-SF 热缩刀柄（4.5 度标准型）

HSK80A-SF SHRINK FIT TOOL HOLDER (4.5° STANDARD VERSION)

FIG. 1

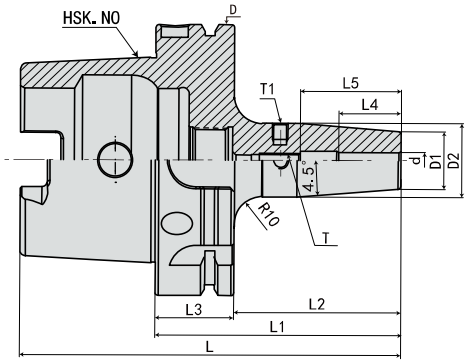

FIG. 2

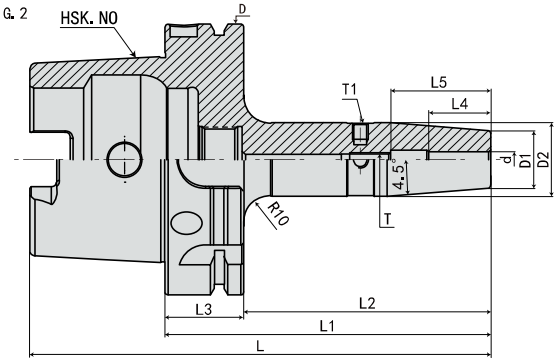



FIG. 3

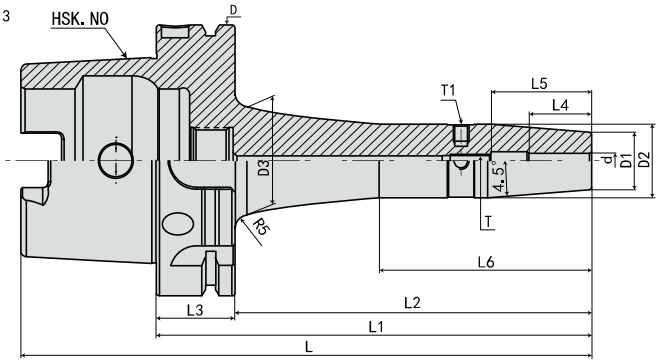

规 格 Model	L	L1	L2	L3	L4	L5	L6	D	D1	D2	D3	d	T	T1	FIG	重量 KGS
HSK80A-SF06- 85	125	85	59	26	26	36	-	80	21	27	-	6	M5*0.8P	M6*1.0P	1	1.4
-120	160	120	94	26	26	36	-	80	21	27	-	6	M5*0.8P	M6*1.0P	2	1.5
-160	200	160	134	26	26	36	61	80	21	27	39	6	M5*0.8P	M6*1.0P	3	2.1
-200	240	200	174	26	26	36	101	80	21	27	39	6	M5*0.8P	M6*1.0P	3	2.2
-SF08- 85	125	85	59	26	26	36	-	80	21	27	-	8	M6*1.0P	M6*1.0P	1	1.4
-120	160	120	95	26	26	36	-	80	21	27	-	8	M6*1.0P	M6*1.0P	2	1.5
-160	200	160	134	26	26	36	61	80	21	27	39	8	M6*1.0P	M6*1.0P	3	2.1
-200	240	200	174	26	26	36	101	80	21	27	39	8	M6*1.0P	M6*1.0P	3	2.2
-SF10- 90	130	90	64	26	32	42	-	80	24	32	-	10	M8*1.0P	M6*1.0P	1	1.5
-120	160	120	94	26	32	42	-	80	24	32	-	10	M8*1.0P	M6*1.0P	2	1.6
-160	200	160	134	26	32	42	72	80	24	32	39	10	M8*1.0P	M6*1.0P	3	2.1
-200	240	200	174	26	32	42	101	80	24	32	44	10	M8*1.0P	M6*1.0P	3	2.3
-SF12- 95	135	95	69	26	37	47	-	80	24	32	-	12	M10*1.0P	M6*1.0P	1	1.5
-120	160	120	94	26	37	47	-	80	24	32	-	12	M10*1.0P	M6*1.0P	2	1.6
-160	200	160	134	26	37	47	72	80	24	32	39	12	M10*1.0P	M6*1.0P	3	2.1
-200	240	200	174	26	37	47	101	80	24	32	44	12	M10*1.0P	M6*1.0P	3	2.3
-SF14- 95	135	95	69	26	37	47	-	80	27	34	-	14	M10*1.0P	M6*1.0P	1	1.5
-120	160	120	94	26	37	47	-	80	27	34	-	14	M10*1.0P	M6*1.0P	2	1.7
-160	200	160	134	26	37	47	66	80	27	34	44	14	M10*1.0P	M6*1.0P	3	2.1
-200	240	200	174	26	37	47	101	80	27	34	46	14	M10*1.0P	M6*1.0P	3	2.2

·HSK80A-SF 热缩刀柄（4.5 度标准型）

HSK80A-SF SHRINK FIT TOOL HOLDER (4.5° STANDARD VERSION)

FIG. 1

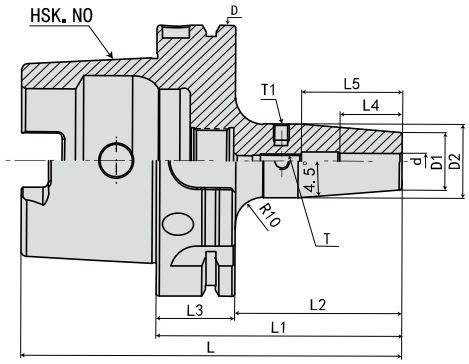

FIG. 2

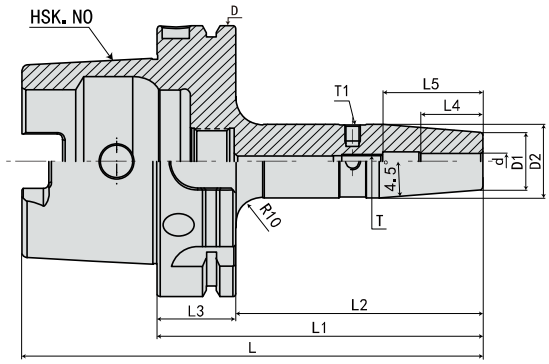



FIG. 3

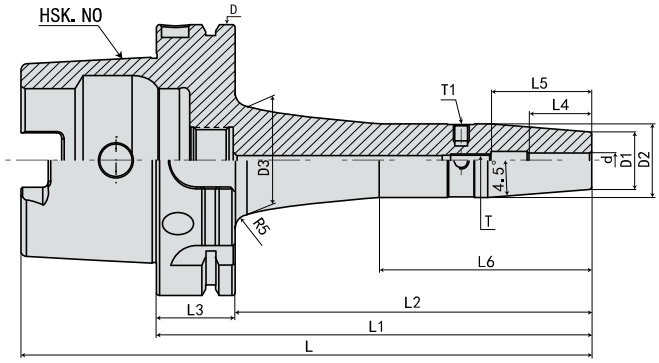

规 格 Model	L	L1	L2	L3	L4	L5	L6	D	D1	D2	D3	d	T	T1	FIG	重量 KGS
HSK80A-SF16-100	140	100	74	26	40	50	-	80	27	34	-	16	M12*1.0P	M6*1.0P	1	1.5
-120	160	120	94	26	40	50	-	80	27	34	-	16	M12*1.0P	M6*1.0P	2	1.8
-160	200	160	134	26	40	50	66	80	27	34	44	16	M12*1.0P	M6*1.0P	3	2.1
-200	240	200	174	26	40	50	101	80	27	34	46	16	M12*1.0P	M6*1.0P	3	2.2
-SF18-100	140	100	74	26	40	50	-	80	33	42	-	18	M12*1.0P	M6*1.0P	1	1.6
-120	160	120	94	26	40	50	-	80	33	42	-	18	M12*1.0P	M6*1.0P	2	1.9
-160	200	160	134	26	40	50	-	80	33	42	-	18	M12*1.0P	M6*1.0P	3	2.2
-200	240	200	174	26	40	50	-	80	33	42	-	18	M12*1.0P	M6*1.0P	3	2.6
-SF20-105	145	105	79	26	42	52	-	80	33	42	-	20	M16*1.0P	M6*1.0P	1	1.6
-120	160	120	94	26	42	52	-	80	33	42	-	20	M16*1.0P	M6*1.0P	2	2.1
-160	200	160	134	26	42	52	-	80	33	42	-	20	M16*1.0P	M6*1.0P	3	2.3
-200	240	200	174	26	42	52	-	80	33	42	-	20	M16*1.0P	M6*1.0P	3	2.7
-SF25-115	155	115	89	26	48	58	-	80	44	53	-	25	M16*1.0P	M6*1.0P	1	2.5
-160	200	160	134	26	48	58	-	80	44	53	-	25	M16*1.0P	M6*1.0P	3	2.8
-200	240	200	174	26	48	58	-	80	44	53	-	25	M16*1.0P	M6*1.0P	3	3.6
-SF32-120	160	120	94	26	52	62	-	80	44	53	-	32	M16*1.0P	M6*1.0P	1	2.5
-160	200	160	134	26	52	62	-	80	44	53	-	32	M16*1.0P	M6*1.0P	3	3.2
-200	240	200	174	26	52	62	-	80	44	53	-	32	M16*1.0P	M6*1.0P	3	3.5

·HSK100A-SF 热缩刀柄（4.5 度标准型） HSK100A-SF SHRINK FIT TOOL HOLDER (4.5° STANDARD VERSION)

FIG.1

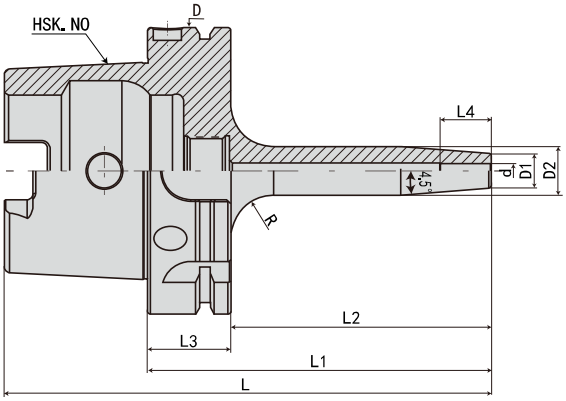

FIG.2

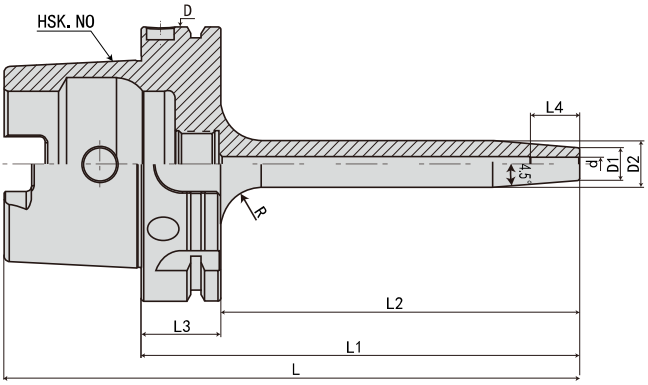

规 格 Model	L	L1	L2	L3	L4	D	D1	D2	d	R	FIG	重量 KGS
HSK100A-SF03- 85	135	85	56	29	12	100	15	20	3	10	1	2.2
-120	170	120	91	29	12	100	15	20	3	10	2	2.5
-160	210	160	131	29	12	100	15	25	3	10	2	2.8
-SF04- 85	135	85	56	29	16	100	15	20	4	10	1	2.2
-120	170	120	91	29	16	100	15	20	4	10	2	2.5
-160	210	160	131	29	16	100	15	25	4	10	2	2.8
-SF05- 85	135	85	56	29	18	100	15	20	5	10	1	2.2
-120	170	120	91	29	18	100	15	20	5	10	2	2.5
-160	210	160	131	29	18	100	15	25	5	10	2	2.8

规格说明:

HSK100A - SF - 03 - 85

- 85: L1 长度 Length (L1)
- 03: 刀杆直径 Diameter
- SF: 功能代号 Holder type
- HSK100A: 锥柄形式 Taper size

·HSK100A-SF 热缩刀柄（4.5 度标准型）

HSK100A-SF SHRINK FIT TOOL HOLDER (4.5° STANDARD VERSION)



FIG. 1

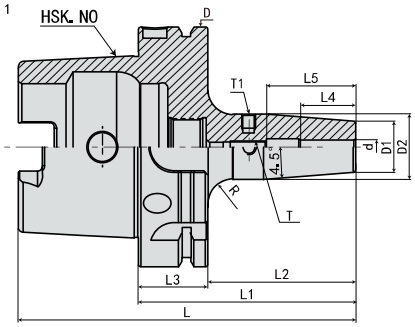

FIG. 2

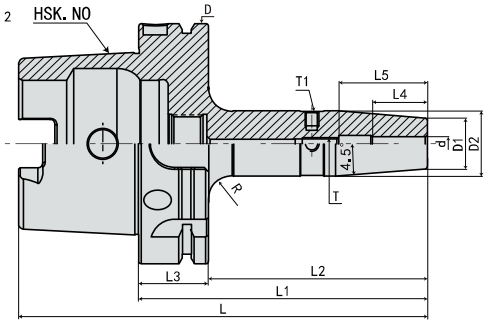

FIG. 3

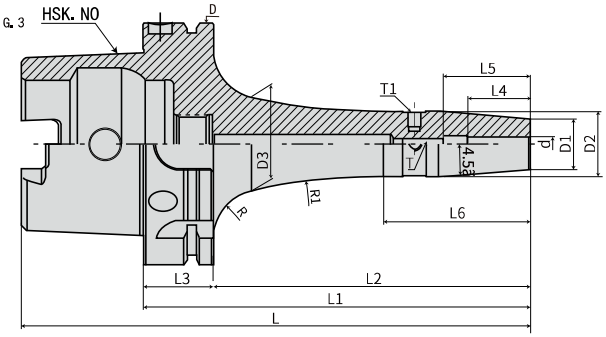

规 格 Model	L	L1	L2	L3	L4	L5	L6	D	D1	D2	D3	d	T	T1	R	FIG	重量 KGS
HSK100A-SF06- 85	135	85	56	29	26	36	-	100	21	27	-	6	M5*0.8P	M6*1.0P	7	1	2.2
-120	170	120	91	29	26	36	-	100	21	27	-	6	M5*0.8P	M6*1.0P	10	2	2.5
-160	210	160	131	29	26	36	61	100	21	27	39	6	M5*0.8P	M6*1.0P	20	3	2.8
-200	250	200	171	29	26	36	101	100	21	27	39	6	M5*0.8P	M6*1.0P	20	3	3.2
-250	300	250	221	29	26	36	151	100	21	27	39	6	M5*0.8P	M6*1.0P	20	3	3.6
-300	350	300	271	29	26	36	201	100	21	27	39	6	M5*0.8P	M6*1.0P	20	3	4.0
-SF08- 85	135	85	56	29	26	36	-	100	21	27	-	8	M6*1.0P	M6*1.0P	7	1	2.2
-120	170	120	91	29	26	36	-	100	21	27	-	8	M6*1.0P	M6*1.0P	10	2	2.5
-160	210	160	131	29	26	36	61	100	21	27	39	8	M6*1.0P	M6*1.0P	20	3	2.8
-200	250	200	171	29	26	36	101	100	21	27	39	8	M6*1.0P	M6*1.0P	20	3	3.2
-250	300	250	221	29	26	36	151	100	21	24	39	5	M6*1.0P	M6*1.0P	20	3	3.6
-300	350	300	271	29	26	36	201	100	21	24	39	5	M6*1.0P	M6*1.0P	20	3	4.0
-SF10- 90	140	90	61	29	32	42	-	100	24	32	-	10	M8*1.0P	M6*1.0P	5	1	2.3
-120	170	120	91	29	32	42	-	100	24	32	-	10	M8*1.0P	M6*1.0P	10	2	2.6
-160	210	160	131	29	32	42	72	100	24	32	39	10	M8*1.0P	M6*1.0P	20	3	2.9
-200	250	200	171	29	32	42	101	100	24	32	44	10	M8*1.0P	M6*1.0P	20	3	3.3
-250	300	250	221	29	32	41	151	100	24	32	44	10	M8*1.0P	M6*1.0P	20	3	3.7
-300	350	300	271	29	26	41	201	100	24	32	44	10	M8*1.0P	M6*1.0P	20	3	4.1
-SF12- 95	145	95	66	29	37	47	-	100	24	32	-	12	M10*1.0P	M6*1.0P	5	1	2.3
-120	170	120	91	29	37	47	-	100	24	32	-	12	M10*1.0P	M6*1.0P	10	2	2.6
-160	210	160	131	29	37	47	72	100	24	32	39	12	M10*1.0P	M6*1.0P	20	3	2.9
-200	250	200	171	29	37	47	101	100	24	32	44	12	M10*1.0P	M6*1.0P	20	3	3.3
-250	300	250	221	29	37	47	151	100	24	32	44	12	M10*1.0P	M6*1.0P	20	3	3.7
-300	350	300	271	29	37	47	201	100	24	32	44	12	M10*1.0P	M6*1.0P	20	3	4.1
-SF14- 95	145	95	66	29	37	47	-	100	27	34	-	14	M10*1.0P	M6*1.0P	5	1	2.3
-120	170	120	91	29	37	47	-	100	27	34	-	14	M10*1.0P	M6*1.0P	10	2	2.6
-160	210	160	131	29	37	47	66	100	27	34	44	14	M10*1.0P	M6*1.0P	20	3	2.9
-200	250	200	171	29	37	47	101	100	27	34	46	14	M10*1.0P	M6*1.0P	20	3	3.3
-250	300	250	221	29	37	47	151	100	27	34	46	14	M10*1.0P	M6*1.0P	20	3	3.7
-300	350	300	271	29	26	41	201	100	24	32	46	14	M10*1.0P	M6*1.0P	20	3	4.1

·HSK100A-SF 热缩刀柄（4.5 度标准型） HSK100A-SF SHRINK FIT TOOL HOLDER (4.5° STANDARD VERSION)

FIG. 1

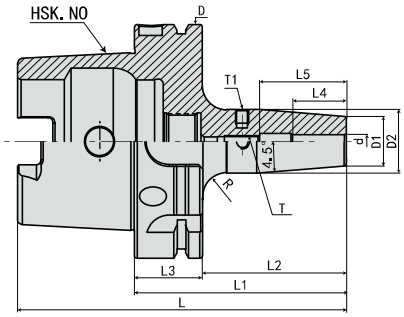

FIG. 2

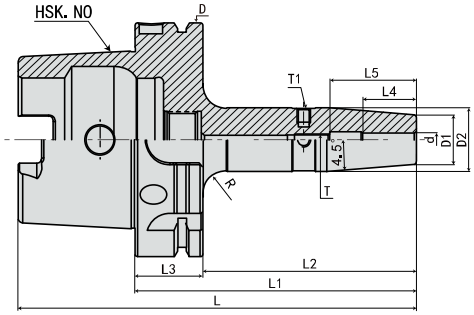



FIG. 3

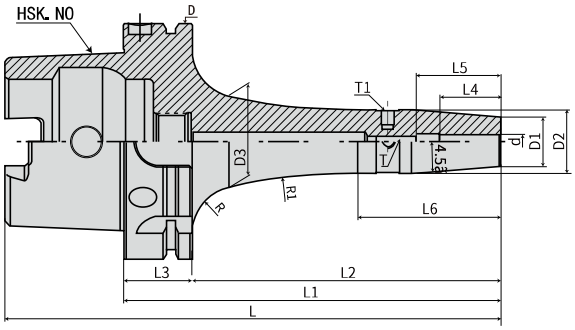

规 格 Model	L	L1	L2	L3	L4	L5	L6	D	D1	D2	D3	d	T	T1	R	FIG	重量 KGS
HSK100A-SF16-100	150	100	71	29	40	50	-	100	27	34	-	16	M12*1.0P	M6*1.0P	5	1	2.3
-120	170	120	91	29	40	50	-	100	27	34	-	16	M12*1.0P	M6*1.0P	10	2	2.6
-160	210	160	131	29	40	50	66	100	27	34	44	16	M12*1.0P	M6*1.0P	20	3	2.9
-200	250	200	171	29	40	50	101	100	27	34	46	16	M12*1.0P	M6*1.0P	20	3	3.3
-250	300	250	221	29	40	50	151	100	27	34	46	16	M12*1.0P	M6*1.0P	20	3	3.7
-300	350	300	271	29	40	50	201	100	27	34	46	16	M12*1.0P	M6*1.0P	20	3	4.1
-SF18-100	150	100	71	29	40	50	-	100	33	42	-	18	M12*1.0P	M6*1.0P	5	1	2.4
-120	170	120	91	29	40	50	-	100	33	42	-	18	M12*1.0P	M6*1.0P	10	2	2.7
-160	210	160	131	29	40	50	78	100	33	42	46	18	M12*1.0P	M6*1.0P	20	3	3.1
-200	250	200	171	29	40	50	116	100	33	42	46	18	M12*1.0P	M6*1.0P	20	3	3.4
-250	300	250	221	29	40	50	166	100	33	42	46	18	M12*1.0P	M6*1.0P	20	3	3.8
-300	350	300	271	29	40	50	216	100	33	42	46	18	M12*1.0P	M6*1.0P	20	3	4.2
-SF20-105	155	105	76	29	42	52	-	100	33	42	-	20	M16*1.0P	M6*1.0P	5	1	2.4
-120	170	120	91	29	42	52	-	100	33	42	-	20	M16*1.0P	M6*1.0P	10	2	2.7
-160	210	160	131	29	42	52	78	100	33	42	46	20	M16*1.0P	M6*1.0P	20	3	3.1
-200	250	200	171	29	42	52	116	100	33	42	46	20	M16*1.0P	M6*1.0P	20	3	3.4
-250	300	250	221	29	42	52	166	100	33	42	46	20	M16*1.0P	M6*1.0P	20	3	3.8
-300	350	300	271	29	42	52	216	100	33	42	46	20	M16*1.0P	M6*1.0P	20	3	4.2
-SF25-115	165	115	86	29	48	58	-	100	44	53	-	25	M16*1.0P	M6*1.0P	5	1	3.2
-130	180	130	101	29	48	58	-	100	44	53	-	25	M16*1.0P	M6*1.0P	10	2	3.4
-160	210	160	131	29	48	58	-	100	44	53	-	25	M16*1.0P	M6*1.0P	16	2	3.6
-200	250	200	171	29	48	58	-	100	44	53	-	25	M16*1.0P	M6*1.0P	16	2	4.1
-250	300	250	221	29	48	58	-	100	44	53	-	25	M16*1.0P	M6*1.0P	16	2	4.6
-300	350	300	271	29	48	58	-	100	44	53	-	25	M16*1.0P	M6*1.0P	16	2	5.1
-SF32-120	170	120	91	29	52	62	-	100	44	53	-	32	M16*1.0P	M6*1.0P	5	1	3.2
-140	190	140	111	29	52	62	-	100	44	53	-	32	M16*1.0P	M6*1.0P	10	2	3.4
-160	210	160	131	29	52	62	-	100	44	53	-	32	M16*1.0P	M6*1.0P	16	2	3.6
-200	250	200	171	29	52	62	-	100	44	53	-	32	M16*1.0P	M6*1.0P	16	2	4.1
-250	300	250	221	29	52	62	-	100	44	53	-	32	M16*1.0P	M6*1.0P	16	2	4.6
-300	350	300	271	29	52	62	-	100	44	53	-	32	M16*1.0P	M6*1.0P	16	2	5.1

·HSK25E-SF 热缩刀柄（4.5 度标准型）

HSK25E-SF SHRINK FIT TOOL HOLDER (4.5° STANDARD VERSION)

FIG. 1

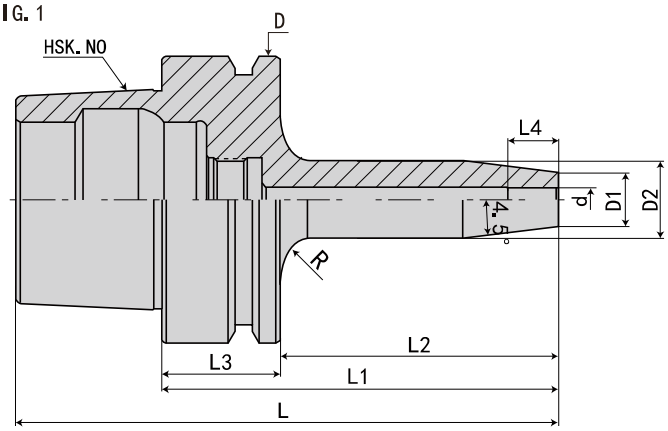

FIG. 2

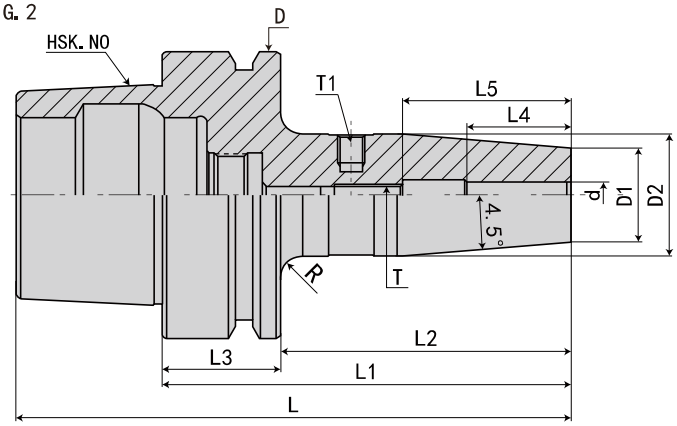

规 格 Model	L	L1	L2	L3	L4	L5	D	D1	D2	d	T	T1	FIG	重量 KGS
HSK25E-SF03-50	63	50	40	10	12	-	25	15	19	3	-	-	1	0.1
-SF04-50	63	50	40	10	16	-	25	15	20	4	-	-	1	0.1
-SF05-50	63	50	40	10	18	-	25	15	20	5	-	-	1	0.1
-SF06-50	63	50	40	10	23	37	25	21	26	6	M5*0.8P	M6*1.0P	2	0.1

规格说明:

HSK25E - SF - 03 - 50

- 50: L1 长度 Length (L1)
- 03: 刀杆直径 Diameter
- SF: 功能代号 Holder type
- HSK25E: 锥柄形式 Taper size

·HSK32E-SF 热缩刀柄（4.5 度标准型）

HSK32E-SF SHRINK FIT TOOL HOLDER (4.5° STANDARD VERSION)

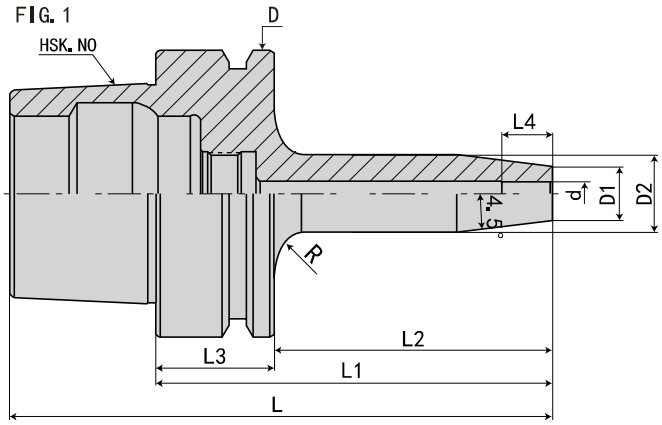

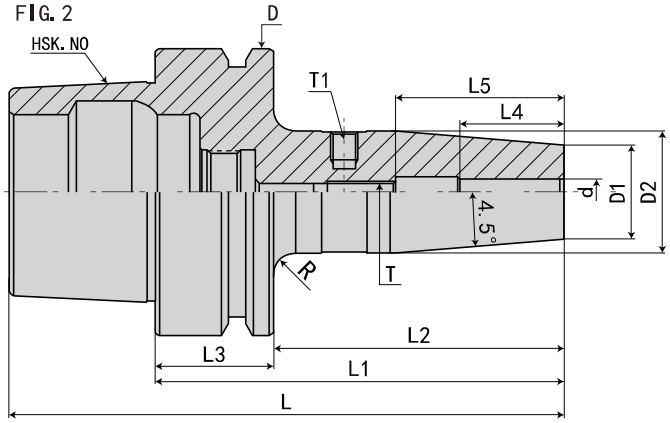

规 格 Model	L	L1	L2	L3	L4	L5	D	D1	D2	d	T	T1	FIG	重量 KGS
HSK32E-SF03-60	76	60	40	20	12	-	32	15	20	3	-	-	1	0.2
-SF04-60	76	60	40	20	16	-	32	15	20	4	-	-	1	0.2
-SF05-60	76	60	40	20	18	-	32	15	20	5	-	-	1	0.2
-SF06-70	86	70	70	20	26	36	32	21	26	6	M5*0.8P	M6*1.0P	2	0.3
-SF08-70	86	70	70	20	26	36	32	21	26	8	M6*1.0P	M6*1.0P	2	0.3
-SF10-70	86	70	70	20	32	42	32	24	29	10	M8*1.0P	M6*1.0P	2	0.4
-SF12-70	86	70	70	20	37	47	32	24	29	12	M10*1.0P	M6*1.0P	2	0.4

规格说明:

HSK32E - SF - 03 - 60

- 60：L1 长度 Length (L1)
- 03：刀杆直径 Diameter
- SF：功能代号 Holder type
- HSK32E：锥柄形式 Taper size

·HSK40E-SF 热缩刀柄（4.5 度标准型）

HSK40E-SF SHRINK FIT TOOL HOLDER (4.5° STANDARD VERSION)

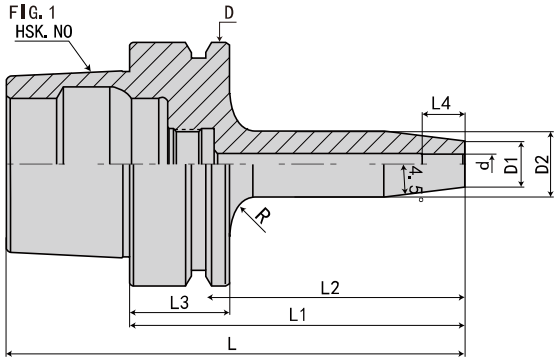

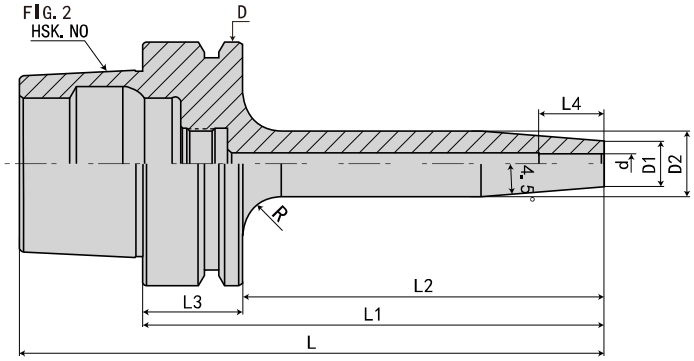

规 格 Model	L	L1	L2	L3	L4	D	D1	D2	d	R	FIG	重量 KGS
HSK40E-SF03- 60	80	60	40	20	12	40	15	20	3	5	1	0.3
-120	140	120	100	20	12	40	15	20	3	5	2	0.4
-160	180	160	140	20	12	40	15	25	3	5	2	0.5
-SF04- 60	80	60	40	20	16	40	15	20	4	5	1	0.3
-120	140	120	100	20	16	40	15	20	4	5	2	0.4
-160	180	160	140	20	16	40	15	25	4	5	2	0.5
-SF05- 60	80	60	40	20	18	40	15	20	5	5	1	0.3
-120	140	120	100	20	18	40	15	20	5	5	2	0.4
-160	180	160	140	20	18	40	15	25	5	5	2	0.5

规格说明:

HSK40E - SF - 03 - 60

- L1 长度 Length (L1)
- 刀杆直径 Diameter
- 功能代号 Holder type
- 锥柄形式 Taper size

·HSK40E-SF 热缩刀柄（4.5 度标准型）

HSK40E-SF SHRINK FIT TOOL HOLDER (4.5° STANDARD VERSION)

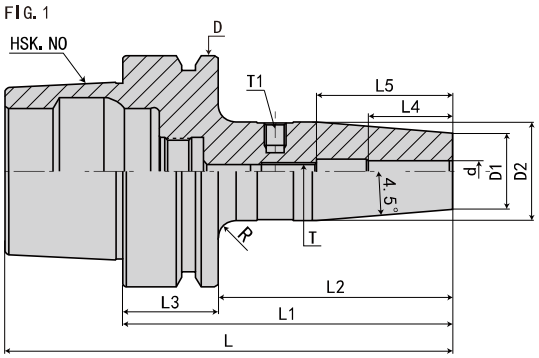

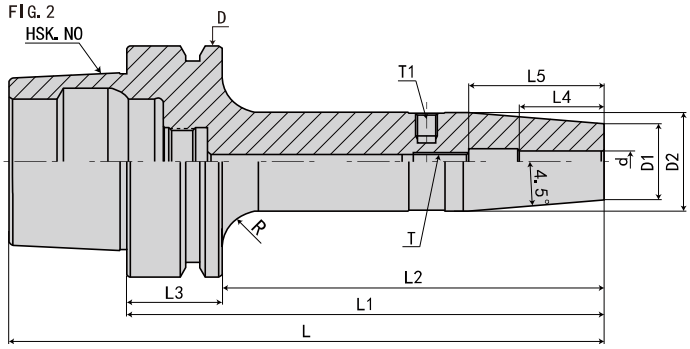

规 格 Model	L	L1	L2	L3	L4	L5	D	D1	D2	d	T	T1	FIG	重量 KGS
HSK40E-SF06- 80	100	80	60	20	26	36	40	21	27	6	M5*0.8P	M6*1.0P	1	0.4
-120	140	120	100	20	26	36	40	21	27	6	M5*0.8P	M6*1.0P	2	0.6
-160	180	160	140	20	26	36	40	21	27	6	M5*0.8P	M6*1.0P	2	0.7
-SF08- 80	100	80	60	20	26	36	40	21	27	8	M6*1.0P	M6*1.0P	1	0.4
-120	140	120	100	20	26	36	40	21	27	8	M6*1.0P	M6*1.0P	2	0.6
-160	180	160	140	20	26	36	40	21	27	8	M6*1.0P	M6*1.0P	2	0.7
-SF10- 80	100	80	60	20	32	42	40	24	32	10	M8*1.0P	M6*1.0P	1	0.5
-120	140	120	100	20	32	42	40	24	32	10	M8*1.0P	M6*1.0P	2	0.7
-160	180	160	140	20	32	42	40	24	32	10	M8*1.0P	M6*1.0P	2	0.8
-SF12- 90	110	90	70	20	37	47	40	24	32	12	M10*1.0P	M6*1.0P	1	0.5
-120	140	120	100	20	37	47	40	24	32	12	M10*1.0P	M6*1.0P	2	0.7
-160	180	160	140	20	37	47	40	24	32	12	M10*1.0P	M6*1.0P	2	0.8
-SF14- 90	110	90	70	20	37	47	40	27	34	14	M10*1.0P	M6*1.0P	1	0.6
-120	140	120	100	20	37	47	40	27	34	14	M10*1.0P	M6*1.0P	2	0.8
-160	180	160	140	20	37	47	40	27	34	14	M10*1.0P	M6*1.0P	2	0.9
-SF16- 90	110	90	70	20	40	50	40	27	34	16	M12*1.0P	M6*1.0P	1	0.5
-120	140	120	100	20	40	50	40	27	34	16	M12*1.0P	M6*1.0P	2	0.7
-160	180	160	140	20	40	50	40	27	34	16	M12*1.0P	M6*1.0P	2	0.8

规格说明:

HSK40E - SF - 06 - 80

- 80: L1 长度 Length (L1)
- 06: 刀杆直径 Diameter
- SF: 功能代号 Holder type
- HSK40E: 锥柄形式 Taper size

·HSK50E-SF 热缩刀柄（4.5 度标准型）

HSK50E-SF SHRINK FIT TOOL HOLDER (4.5° STANDARD VERSION)

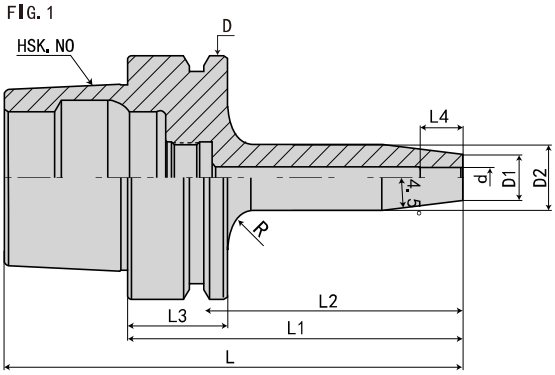

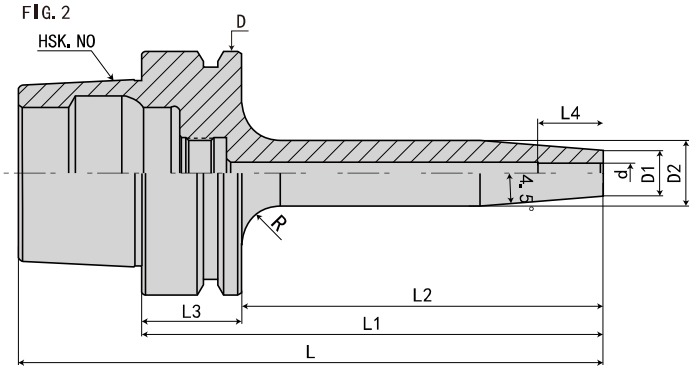

规 格 Model	L	L1	L2	L3	L4	D	D1	D2	d	R	FIG	重量 KGS
HSK50E-SF03- 80	105	80	54	26	12	50	15	20	3	5	1	0.4
-120	145	120	94	26	12	50	15	20	3	5	2	0.5
-160	185	160	134	26	12	50	15	25	3	5	2	0.6
-SF04- 80	105	80	54	26	16	50	15	20	4	5	1	0.5
-120	145	120	94	26	16	50	15	20	4	5	2	0.6
-160	185	160	134	26	16	50	15	25	4	5	2	0.7
-SF05- 80	105	80	54	26	18	50	15	20	5	5	1	0.5
-120	145	120	94	26	18	50	15	20	5	5	2	0.6
-160	185	160	134	26	18	50	15	25	5	5	2	0.7

规格说明:

HSK50E - SF - 03 - 80

- 80: L1 长度 Length (L1)
- 03: 刀杆直径 Diameter
- SF: 功能代号 Holder type
- HSK50E: 锥柄形式 Taper size

·HSK50E-SF 热缩刀柄（4.5 度标准型）

HSK50E-SF SHRINK FIT TOOL HOLDER (4.5° STANDARD VERSION)

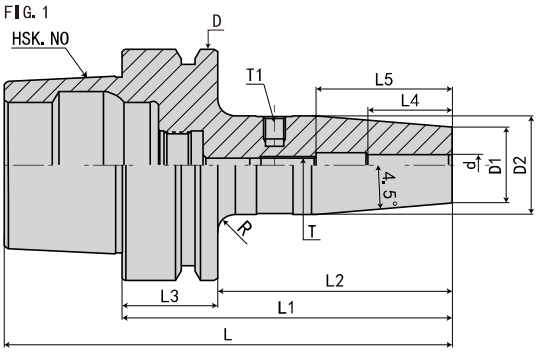

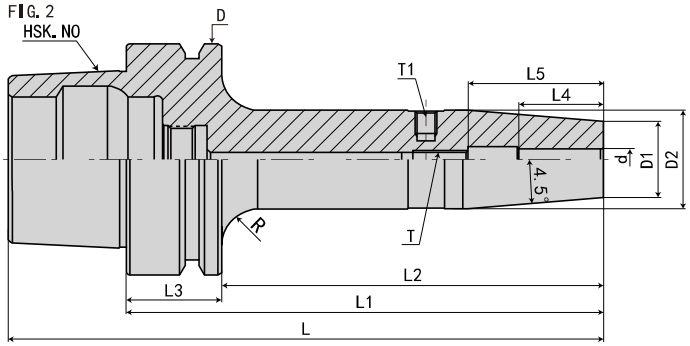

规 格 Model	L	L1	L2	L3	L4	L5	D	D1	D2	d	T	T1	FIG	重量 KGS
HSK50E-SF06- 80	105	80	54	26	26	36	50	21	27	6	M5*0.8P	M6*1.0P	1	0.7
-120	145	120	94	26	26	36	50	21	27	6	M5*0.8P	M6*1.0P	2	0.8
-160	185	160	134	26	26	36	50	21	27	6	M5*0.8P	M6*1.0P	2	0.9
-SF08- 80	105	80	54	26	26	36	50	21	27	8	M6*1.0P	M6*1.0P	1	0.6
-120	145	120	94	26	26	36	50	21	27	8	M6*1.0P	M6*1.0P	2	0.8
-160	185	160	134	26	26	36	50	21	27	8	M6*1.0P	M6*1.0P	2	0.9
-SF10- 85	110	85	59	26	32	42	50	24	32	10	M8*1.0P	M6*1.0P	1	0.7
-120	145	120	94	26	32	42	50	24	32	10	M8*1.0P	M6*1.0P	2	0.8
-160	185	160	134	26	32	42	50	24	32	10	M8*1.0P	M6*1.0P	2	0.9
-SF12- 90	115	90	64	26	37	47	50	24	32	12	M10*1.0P	M6*1.0P	1	0.7
-120	145	120	94	26	37	47	50	24	32	12	M10*1.0P	M6*1.0P	2	0.8
-160	185	160	134	26	37	47	50	24	32	12	M10*1.0P	M6*1.0P	2	0.9
-SF14- 90	115	90	64	26	37	47	50	27	34	14	M10*1.0P	M6*1.0P	1	0.7
-120	145	120	94	26	37	47	50	27	34	14	M10*1.0P	M6*1.0P	2	0.8
-160	185	160	134	26	37	47	50	27	34	14	M10*1.0P	M6*1.0P	2	0.9
-SF16- 95	120	95	69	26	40	50	50	27	34	16	M12*1.0P	M6*1.0P	1	0.7
-120	145	120	94	26	40	50	50	27	34	16	M12*1.0P	M6*1.0P	2	0.8
-200	185	160	134	26	40	50	50	27	34	16	M12*1.0P	M6*1.0P	2	0.9
-SF18- 95	120	95	69	26	40	50	50	33	42	18	M12*1.0P	M6*1.0P	1	0.9
-120	145	120	94	26	40	50	50	33	42	18	M12*1.0P	M6*1.0P	2	1
-200	185	160	134	26	40	50	50	33	42	18	M12*1.0P	M6*1.0P	2	1.1
-SF20-100	125	100	74	26	42	52	50	33	42	20	M16*1.0P	M6*1.0P	1	0.9
-120	145	120	94	26	42	52	50	33	42	20	M16*1.0P	M6*1.0P	2	1
-160	185	160	134	26	42	52	50	33	42	20	M16*1.0P	M6*1.0P	2	1.1

规格说明:

HSK50E - SF - 06 - 80

- 80: L1 长度 Length (L1)
- 06: 刀杆直径 Diameter
- SF: 功能代号 Holder type
- HSK50E: 锥柄形式 Taper size

·HSK63E-SF 热缩刀柄（4.5 度标准型）

HSK63E-SF SHRINK FIT TOOL HOLDER (4.5° STANDARD VERSION)

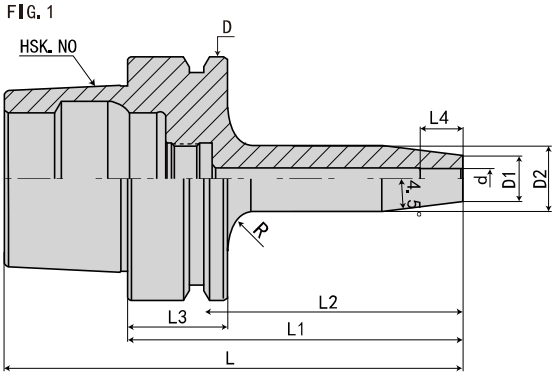

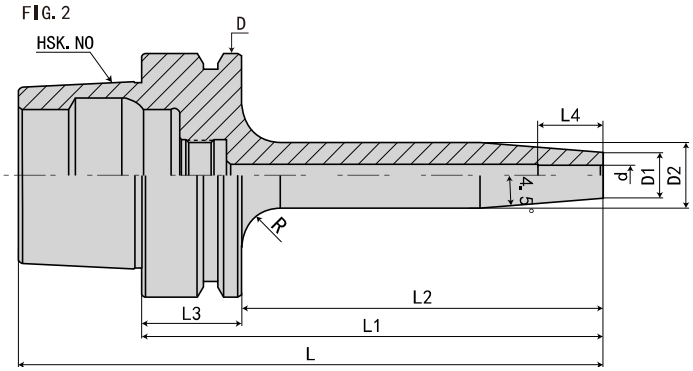

规 格 Model	L	L1	L2	L3	L4	D	D1	D2	d	R	FIG	重量 KGS
HSK63E-SF03- 80	112	80	54	26	12	63	15	20	3	5	1	0.7
-120	152	120	94	26	12	63	15	20	3	5	2	0.8
-160	192	160	134	26	12	63	15	25	3	5	2	0.9
-SF04- 80	112	80	54	26	16	63	15	20	4	5	1	0.7
-120	152	120	94	26	16	63	15	20	4	5	2	0.8
-160	192	160	134	26	16	63	15	25	4	5	2	0.9
-SF05- 80	112	80	54	26	18	63	15	20	5	5	1	0.7
-120	152	120	94	26	18	63	15	20	5	5	2	0.8
-160	192	160	134	26	18	63	15	25	5	5	2	0.9

规格说明:

HSK63E - SF - 03 - 80

- L1 长度 Length (L1)
- 刀杆直径 Diameter
- 功能代号 Holder type
- 锥柄形式 Taper size

·HSK63E-SF 热缩刀柄（4.5 度标准型）

HSK63E-SF SHRINK FIT TOOL HOLDER (4.5° STANDARD VERSION)

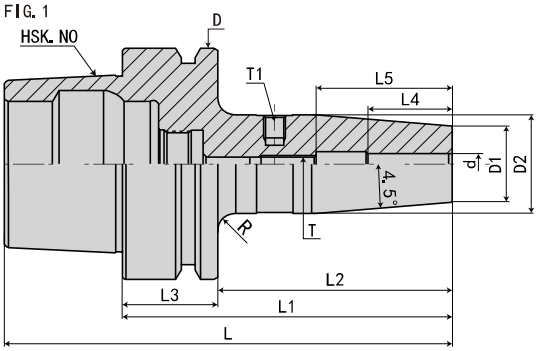

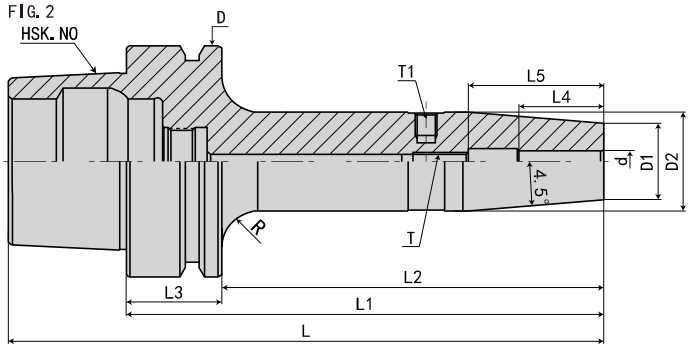

规 格 Model	L	L1	L2	L3	L4	L5	L6	D	D1	D2	D3	d	T	T1	FIG	重量 KGS
HSK63E-SF06- 80	112	80	54	26	26	36	-	63	21	27	-	6	M5*0.8P	M6*1.0P	1	0.8
-120	152	120	94	26	26	36	-	63	21	27	-	6	M5*0.8P	M6*1.0P	2	0.9
-160	192	160	134	26	26	36	-	63	21	27	-	6	M5*0.8P	M6*1.0P	2	1.1
-SF08- 80	112	80	54	26	26	36	-	63	21	27	-	8	M6*1.0P	M6*1.0P	1	0.8
-120	152	120	94	26	26	36	-	63	21	27	-	8	M6*1.0P	M6*1.0P	2	0.9
-160	192	160	134	26	26	36	-	63	21	27	-	8	M6*1.0P	M6*1.0P	2	1.1
-SF10- 85	117	85	59	26	32	42	-	63	24	32	-	10	M8*1.0P	M6*1.0P	1	0.9
-120	152	120	94	26	32	42	-	63	24	32	-	10	M8*1.0P	M6*1.0P	2	1.1
-160	192	160	134	26	32	42	-	63	24	32	-	10	M8*1.0P	M6*1.0P	2	1.1
-SF12- 90	122	90	64	26	37	47	-	63	24	32	-	12	M10*1.0P	M6*1.0P	1	0.9
-120	152	120	94	26	37	47	-	63	24	32	-	12	M10*1.0P	M6*1.0P	2	1.1
-160	192	160	134	26	37	47	-	63	24	32	-	12	M10*1.0P	M6*1.0P	2	1.1
-SF14- 90	122	90	64	26	37	47	-	63	27	34	-	14	M10*1.0P	M6*1.0P	1	1.1
-120	152	120	94	26	37	47	-	63	27	34	-	14	M10*1.0P	M6*1.0P	2	1.1
-160	192	160	134	26	37	47	78	63	27	34	42	14	M10*1.0P	M6*1.0P	2	1.2
-SF16- 95	127	95	69	26	40	50	-	63	27	34	-	16	M12*1.0P	M6*1.0P	1	1.1
-120	152	120	94	26	40	50	-	63	27	34	-	16	M12*1.0P	M6*1.0P	2	1.2
-160	192	160	134	26	40	50	78	63	27	34	42	16	M12*1.0P	M6*1.0P	2	1.4
-SF18- 95	127	95	69	26	40	50	-	63	33	42	-	18	M12*1.0P	M6*1.0P	1	1.1
-120	152	120	94	26	40	50	-	63	33	42	-	18	M12*1.0P	M6*1.0P	2	1.3
-160	192	160	134	26	40	50	-	63	33	42	-	18	M12*1.0P	M6*1.0P	2	1.5
-SF20-100	132	100	74	26	42	52	-	63	33	42	-	20	M16*1.0P	M6*1.0P	1	1.1
-120	152	120	94	26	42	52	-	63	33	42	-	20	M16*1.0P	M6*1.0P	2	1.3
-160	192	160	134	26	42	52	-	63	33	42	-	20	M16*1.0P	M6*1.0P	2	1.5
-SF25-115	147	115	89	26	48	58	-	63	44	53	-	25	M16*1.0P	M6*1.0P	1	1.6
-130	162	130	104	26	48	58	-	63	44	53	-	25	M16*1.0P	M6*1.0P	2	1.7
-160	192	160	134	26	48	58	-	63	44	53	-	25	M16*1.0P	M6*1.0P	2	1.8
-SF32-120	152	120	94	26	52	62	-	63	44	53	-	32	M16*1.0P	M6*1.0P	1	1.6
-160	192	160	134	26	52	62	-	63	44	53	-	32	M16*1.0P	M6*1.0P	2	1.7

规格说明:

HSK63E - SF - 06 - 80

- 80：L1 长度 Length (L1)
- 06：刀杆直径 Diameter
- SF：功能代号 Holder type
- HSK63E：锥柄形式 Taper size

·HSK40F-SF 热缩刀柄（4.5 度标准型）

HSK40F-SF SHRINK FIT TOOL HOLDER (4.5° STANDARD VERSION)

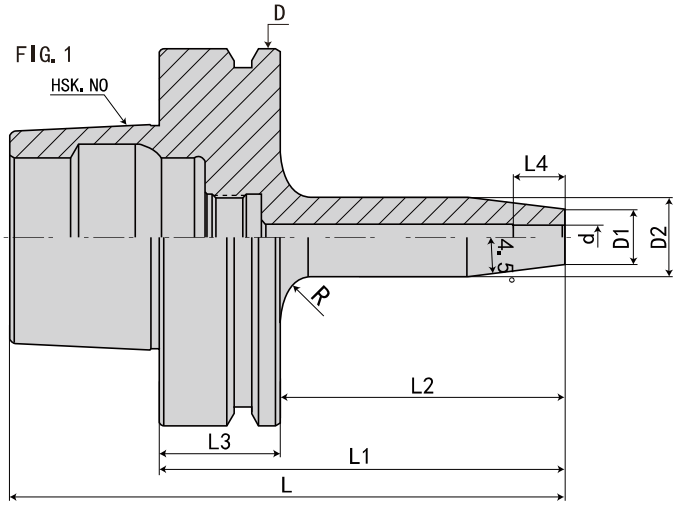

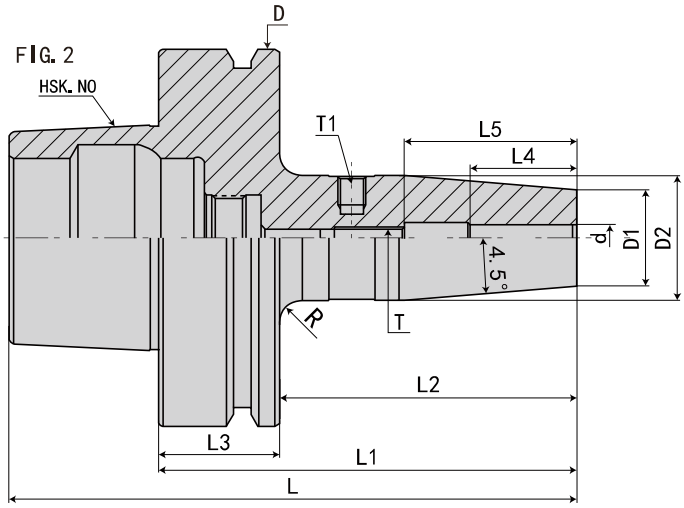

规 格 Model	L	L1	L2	L3	L4	L5	D	D1	D2	d	T	T1	FIG	重量 KGS
HSK40F-SF03-60	80	60	40	20	12	-	40	15	20	3	-	-	1	0.5
-SF04-60	80	60	40	20	16	-	40	15	20	4	-	-	1	0.5
-SF05-60	80	60	40	20	18	-	40	15	20	5	-	-	1	0.5
-SF06-65	85	65	45	20	26	36	40	21	27	6	M5*0.8P	M6*1.0P	2	0.5
-SF06-80	100	80	60	20	26	36	40	21	27	6	M5*0.8P	M6*1.0P	2	0.8
-SF08-65	85	65	45	20	26	36	40	21	27	8	M6*1.0P	M6*1.0P	2	0.5
-SF08-80	100	80	60	20	26	36	40	21	27	8	M6*1.0P	M6*1.0P	2	0.8
-SF10-65	85	65	45	20	32	42	40	24	31	10	M8*1.0P	M6*1.0P	2	0.6
-SF10-80	100	80	60	20	32	42	40	24	32	10	M8*1.0P	M6*1.0P	2	0.9
-SF12-65	85	65	45	20	37	47	40	24	31	12	M10*1.0P	M6*1.0P	2	0.6
-SF12-90	110	90	70	20	37	47	40	24	32	12	M10*1.0P	M6*1.0P	2	0.9
-SF14-90	110	90	70	20	37	47	40	27	34	14	M10*1.0P	M6*1.0P	2	0.9
-SF16-90	110	90	70	20	40	50	40	27	34	16	M12*1.0P	M6*1.0P	2	0.9

规格说明:

HSK40F - SF - 03 - 60

- 60：L1 长度 Length (L1)
- 03：刀杆直径 Diameter
- SF：功能代号 Holder type
- HSK40F：锥柄形式 Taper size

·HSK63F-SF 热缩刀柄（4.5 度标准型）

HSK63F-SF SHRINK FIT TOOL HOLDER (4.5° STANDARD VERSION)

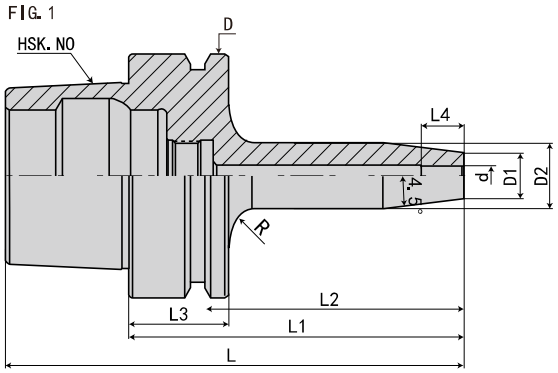

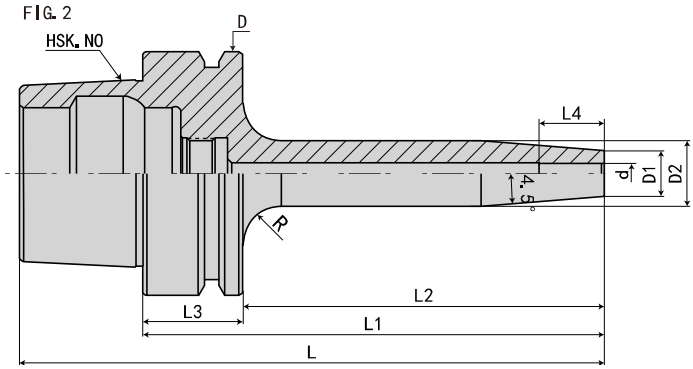

规 格 Model	L	L1	L2	L3	L4	D	D1	D2	d	R	FIG	重 量 KGS
HSK63F-SF03- 80	105	80	54	26	12	63	15	20	3	5	1	0.7
-120	145	120	94	26	12	63	15	20	3	5	2	0.8
-160	185	160	134	26	12	63	15	27	3	5	2	0.9
-SF04- 80	105	80	54	26	16	63	15	20	4	5	1	0.7
-120	145	120	94	26	16	63	15	20	4	5	2	0.8
-160	185	160	134	26	16	63	15	27	4	5	2	0.9
-SF05-80	105	80	54	26	18	63	15	20	5	5	1	0.8
-120	145	120	94	26	18	63	15	20	5	5	2	0.8
-160	185	160	134	26	18	63	15	27	5	5	2	0.9

规格说明:

HSK63F - SF - 03 - 80

- L1 长度 Length (L1)
- 刀杆直径 Diameter
- 功能代号 Holder type
- 锥柄形式 Taper size

·HSK63F-SF 热缩刀柄（4.5 度标准型）

HSK63F-SF SHRINK FIT TOOL HOLDER (4.5° STANDARD VERSION)

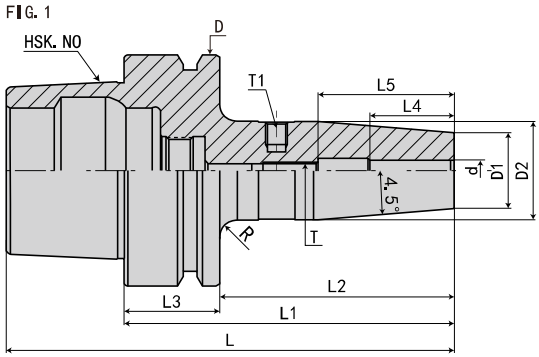

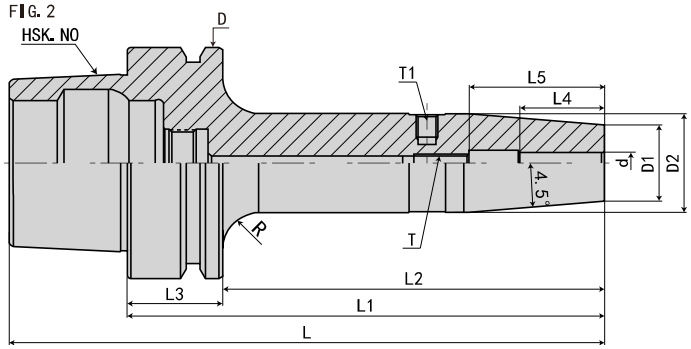

规 格 Model	L	L1	L2	L3	L4	L5	D	D1	D2	d	T	R	FIG	重量 KGS
HSK63F-SF06- 80	105	80	54	26	26	36	63	21	27	6	M5*0.8P	10	1	0.8
-120	145	120	94	26	26	36	63	21	27	6	M5*0.8P	10	2	0.9
-160	185	160	134	26	26	36	63	21	27	6	M5*0.8P	10	2	1
-SF08- 80	105	80	54	26	26	36	63	21	27	8	M6*1.0P	10	1	0.8
-120	145	120	94	26	26	36	63	21	27	8	M6*1.0P	10	2	0.9
-160	185	160	134	26	26	36	63	21	27	8	M6*1.0P	10	2	1
-SF10- 85	110	85	59	26	32	42	63	24	32	10	M8*1.0P	10	1	0.8
-120	145	120	94	26	32	42	63	24	32	10	M8*1.0P	10	2	0.9
-160	185	160	134	26	32	42	63	24	32	10	M8*1.0P	10	2	1
-SF12- 90	115	90	64	26	37	47	63	24	32	12	M10*1.0P	10	1	0.8
-120	145	120	94	26	37	47	63	24	32	12	M10*1.0P	10	2	1
-160	185	160	134	26	37	47	63	24	32	12	M10*1.0P	10	2	1.2
-SF14- 90	115	90	64	26	37	47	63	27	34	14	M10*1.0P	10	1	0.8
-120	145	120	94	26	37	47	63	27	34	14	M10*1.0P	10	2	1
-160	185	160	134	26	37	47	63	27	34	14	M10*1.0P	10	2	1.2
-SF16- 95	120	95	69	26	40	50	63	27	34	16	M12*1.0P	10	1	0.9
-120	145	120	94	26	40	50	63	27	34	16	M12*1.0P	10	2	1
-160	185	160	134	26	40	50	63	27	34	16	M12*1.0P	10	2	1.3
-SF18- 95	120	95	69	26	40	50	63	33	42	18	M12*1.0P	10	1	0.9
-120	145	120	94	26	40	50	63	33	42	18	M12*1.0P	10	2	1
-160	185	160	134	26	40	50	63	33	42	18	M12*1.0P	10	2	1.4
-SF20-100	125	100	74	26	42	52	63	33	42	20	M16*1.0P	10	1	1
-120	145	120	94	26	42	52	63	33	42	20	M16*1.0P	10	2	1.1
-160	185	160	134	26	42	52	63	33	42	20	M16*1.0P	10	2	1.5
-SF25-115	140	115	89	26	48	58	63	44	53	25	M16*1.0P	10	1	1.6
-120	145	120	94	26	48	58	63	44	53	25	M16*1.0P	10	2	1.7
-160	185	160	134	26	48	58	63	44	53	25	M16*1.0P	10	2	2
-SF32-120	145	120	94	26	52	62	63	44	53	32	M16*1.0P	10	1	1.6

规格说明:

HSK63F - SF - 06 - 80

- 80: L1 长度 Length (L1)
- 06: 刀杆直径 Diameter
- SF: 功能代号 Holder type
- HSK63F: 锥柄形式 Taper size

·HSK32A-SFS 热缩刀柄（3 度细长型） HSK32A-SFS SHRINK CHUCK（3° C SLENDER TYPE）

FIG. 1

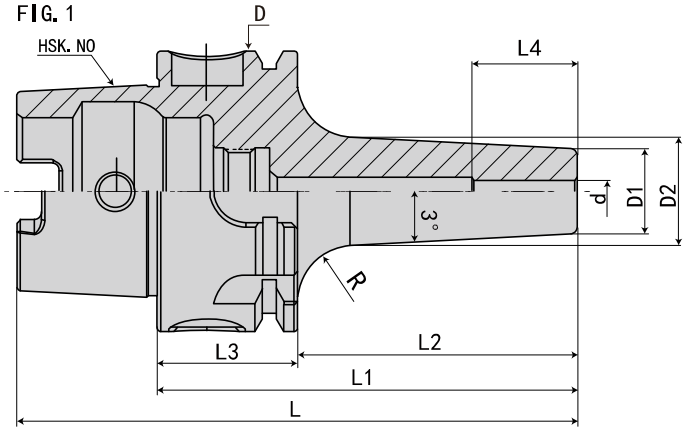

FIG. 2

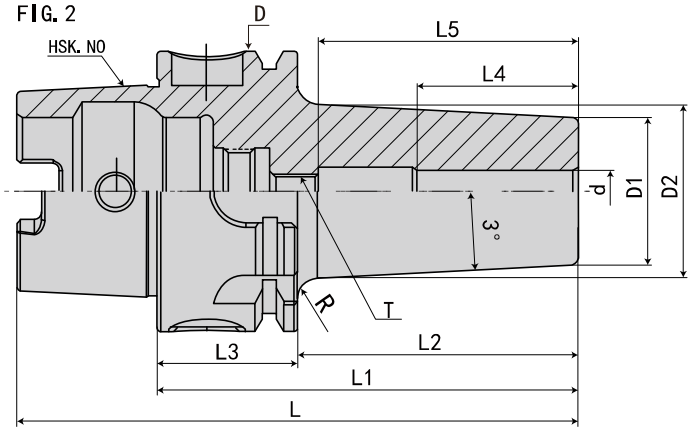

规 格 Model	L	L1	L2	L3	L4	L5	D	D1	D2	d	T	R 大圆弧	FIG	重量 KGS
HSK32A-SFS03-40	56	40	20	20	12	-	32	9	13	3	-	10	1	0.15
-70	86	70	50	20	12	-	32	9	16	3	-	10	1	0.2
-SFS04-40	56	40	20	20	16	-	32	10	14	4	-	10	1	0.15
-70	86	70	50	20	16	-	32	10	17	4	-	10	1	0.2
-SFS05-40	56	40	20	20	18	-	32	11	15	5	-	10	1	0.15
-70	86	70	50	20	18	-	32	11	18	5	-	10	1	0.2
-SFS06-50	66	50	30	20	26	36	32	12	17	6	M5*0.8P	10	2	0.2
-80	96	80	60	20	26	36	32	12	20	6	M5*0.8P	10	2	0.3
-SFS08-50	66	50	30	20	26	36	32	14	19	8	M6*1.0P	10	2	0.2
-80	96	80	60	20	26	36	32	14	22	8	M6*1.0P	10	2	0.3
-SFS10-55	71	55	35	20	32	42	32	16	21	10	M8*1.0P	10	2	0.2
-80	96	80	60	20	32	42	32	16	22	10	M8*1.0P	10	2	0.3

规格说明:

HSK32A - SFS - 03 - 40

- 40：L1 长度 Length（L1）
- 03：刀杆直径 Diameter
- SFS：功能代号 Holder type
- HSK32A：锥柄形式 Taper size

·HSK40A-SFS 热缩刀柄（3 度细长型） HSK40A-SFS SHRINK CHUCK（3° C SLENDER TYPE）

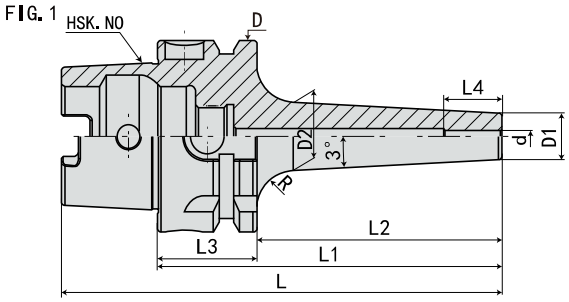

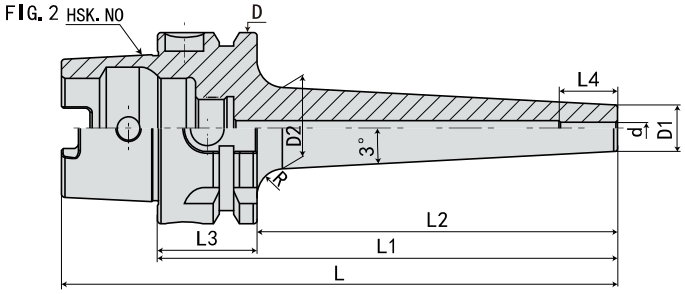

规 格 Model	L	L1	L2	L3	L4	D	D1	D2	d	R 大圆弧	FIG	重量 KGS
HSK40A-SFS03- 60	80	60	40	20	12	40	9	13	3	10	1	0.3
- 70	90	70	50	20	12	40	9	14	3	10	1	0.3
- 80	100	80	60	20	12	40	9	15	3	10	1	0.3
-120	140	120	100	20	12	40	9	18	3	10	2	0.4
-140	160	140	120	20	12	40	9	21	3	10	2	0.6
-SFS04- 60	80	60	40	20	16	40	10	14	4	10	1	0.3
- 70	90	70	50	20	16	40	10	15	4	10	1	0.3
-80	100	80	60	20	16	40	10	16	4	10	1	0.3
-120	140	120	100	20	16	40	10	19	4	10	2	0.4
-140	160	140	120	20	16	40	10	22	4	10	2	0.6
-SFS05- 60	80	60	40	20	18	40	11	15	5	10	1	0.3
- 70	90	70	50	20	18	40	11	16	5	10	1	0.3
- 80	100	80	60	20	18	40	11	17	5	10	1	0.3
-120	140	120	100	20	18	40	11	20	5	10	2	0.6
-140	160	140	120	20	18	40	11	23	5	10	2	0.8

规格说明:

HSK40A - SFS - 03 - 60

- L1 长度 Length（L1）
- 刀杆直径 Diameter
- 功能代号 Holder type
- 锥柄形式 Taper size

·HSK40A-SFS 热缩刀柄（3 度细长型） HSK40A-SFS SHRINK CHUCK（3° C SLENDER TYPE）

FIG. 1

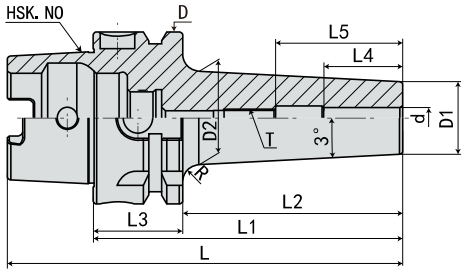

FIG. 2

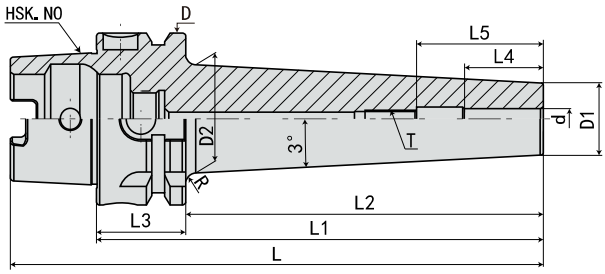

规 格 Model	L	L1	L2	L3	L4	L5	D	D1	D2	d	T	R 大圆弧	FIG	重量 KGS
HSK40A-SFS06- 60	80	60	40	20	26	36	40	12	16	6	M5*0.8P	10	1	0.3
- 70	90	70	50	20	26	36	40	12	17	6	M5*0.8P	10	1	0.3
- 80	100	80	60	20	26	36	40	12	18	6	M5*0.8P	10	1	0.3
-120	140	120	100	20	26	36	40	12	21	6	M5*0.8P	10	2	0.8
-140	160	140	120	20	26	36	40	12	24	6	M5*0.8P	10	2	1
-SFS08- 60	80	60	40	20	26	36	40	14	18	8	M6*1.0P	10	1	0.3
- 70	90	70	50	20	26	36	40	14	19	8	M6*1.0P	10	1	0.3
- 80	100	80	60	20	26	36	40	14	20	8	M6*1.0P	10	1	0.3
-120	140	120	100	20	26	36	40	14	23	8	M6*1.0P	10	2	0.8
-140	160	140	120	20	26	36	40	14	26	8	M6*1.0P	10	2	1
-SFS10- 60	80	60	40	20	32	42	40	16	20	10	M8*1.0P	10	1	0.3
- 70	90	70	50	20	32	42	40	16	21	10	M8*1.0P	10	1	0.3
- 80	100	80	60	20	32	42	40	16	22	10	M8*1.0P	10	1	0.3
-120	140	120	100	20	32	42	40	16	25	10	M8*1.0P	10	2	0.8
-140	160	140	120	20	32	42	40	16	28	10	M8*1.0P	10	2	1
-SFS12- 60	80	60	40	20	37	47	40	18	22	12	M10*1.0P	10	1	0.3
- 70	90	70	50	20	37	47	40	18	23	12	M10*1.0P	10	1	0.3
- 80	100	80	60	20	37	47	40	18	24	12	M10*1.0P	10	1	0.4
-120	140	120	100	20	37	47	40	18	27	12	M10*1.0P	10	2	0.8
-140	160	140	120	20	37	47	40	18	30	12	M10*1.0P	10	2	1
-SFS14- 60	80	60	40	20	37	47	40	20	24	14	M10*1.0P	10	1	0.4
- 70	90	70	50	20	37	47	40	20	25	14	M10*1.0P	10	1	0.4
- 80	100	80	60	20	37	47	40	20	26	14	M10*1.0P	10	1	0.4
-SFS16- 60	80	60	40	20	40	50	40	22	26	16	M12*1.0P	10	1	0.4
- 70	90	70	50	20	40	50	40	22	27	16	M12*1.0P	10	1	0.4
- 80	100	80	60	20	40	50	40	22	28	16	M12*1.0P	10	1	0.5

规格说明:

HSK40A - SFS - 06 - 60

- 60 — L1 长度 Length (L1)
- 06 — 刀杆直径 Diameter
- SFS — 功能代号 Holder type
- HSK40A — 锥柄形式 Taper size

·HSK50A-SFS 热缩刀柄（3 度细长型） HSK50A-SFS SHRINK CHUCK（3° C SLENDER TYPE）

FIG. 1

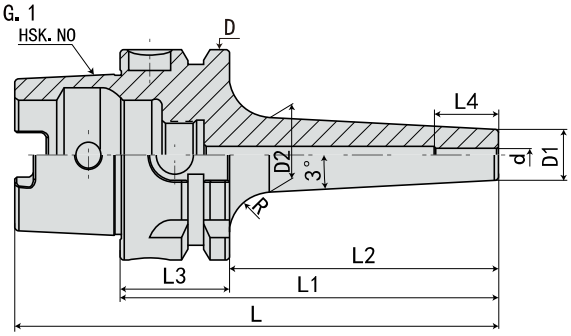

FIG. 2

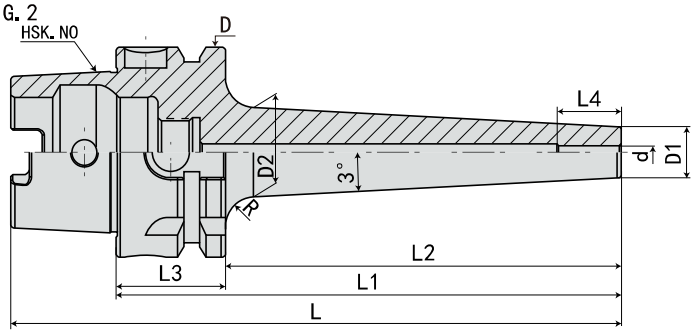

规 格 Model	L	L1	L2	L3	L4	D	D1	D2	d	R 大圆弧	FIG	重量 KGS
HSK50A-SFS03- 90	115	90	64	26	12	50	9	15	3	10	1	0.4
-120	145	120	94	26	12	50	9	16	3	10	2	0.5
-160	185	160	134	26	12	50	9	19	3	10	2	0.6
-SFS04- 90	115	90	64	26	16	50	10	16	4	10	1	0.5
-120	145	120	94	26	16	50	10	17	4	10	2	0.6
-160	185	160	134	26	16	50	10	20	4	10	2	0.7
-SFS05- 90	115	90	64	26	18	50	11	17	5	10	1	0.5
-120	145	120	94	26	18	50	11	18	5	10	2	0.6
-160	185	160	134	26	18	50	11	21	5	10	2	0.7

规格说明:

HSK50A - SFS - 03 - 90

- 90：L1 长度 Length（L1）
- 03：刀杆直径 Diameter
- SFS：功能代号 Holder type
- HSK50A：锥柄形式 Taper size

·HSK50A-SFS 热缩刀柄（3 度细长型） HSK50A-SFS SHRINK CHUCK（3° C SLENDER TYPE）

FIG. 1

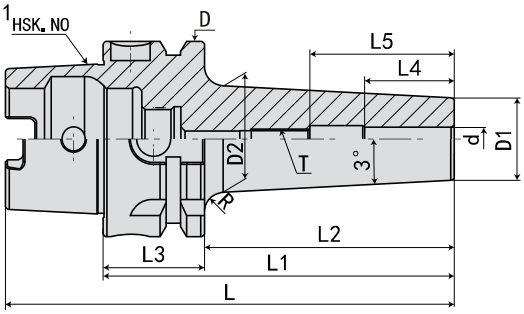

FIG. 2

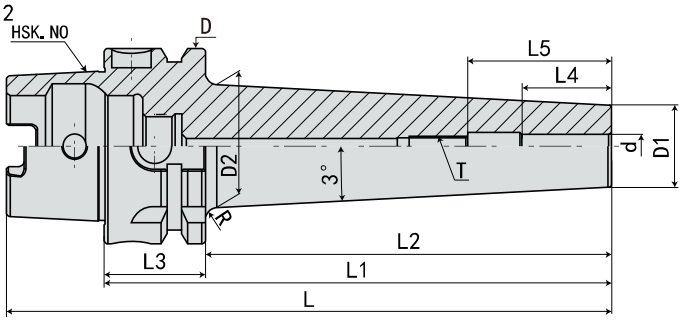

规 格 Mode	L	L1	L2	L3	L4	L5	D	D1	D2	d	T	R 大圆弧	FIG	重量 KGS
HSK50A-SFS06- 90	115	90	64	26	26	36	50	12	18	6	M5*0.8P	10	1	0.7
-120	145	120	94	26	26	36	50	12	21	6	M5*0.8P	10	2	0.8
-160	185	160	134	26	26	36	50	12	24	6	M5*0.8P	10	2	0.9
-SFS08-90	115	90	64	26	26	36	50	14	20	8	M6*1.0P	10	1	0.6
-120	145	120	94	26	26	36	50	14	23	8	M6*1.0P	10	2	0.8
-160	185	160	134	26	26	36	50	14	26	8	M6*1.0P	10	2	0.9
-SFS10-90	115	90	64	26	32	42	50	16	22	10	M8*1.0P	10	1	0.7
-120	145	120	94	26	32	42	50	16	25	10	M8*1.0P	10	2	0.8
-160	185	160	134	26	32	42	50	16	28	10	M8*1.0P	10	2	0.9
-SFS12-90	115	90	64	26	37	47	50	18	24	12	M10*1.0P	10	1	0.7
-120	145	120	94	26	37	47	50	18	27	12	M10*1.0P	10	2	0.8
-160	185	160	134	26	37	47	50	18	30	12	M10*1.0P	10	2	0.9
-SFS14-90	115	90	64	26	37	47	50	20	26	14	M10*1.0P	10	1	0.7
-120	145	120	94	26	37	47	50	20	29	14	M10*1.0P	10	2	0.8
-160	185	160	134	26	37	47	50	20	32	14	M10*1.0P	10	2	0.9
-SFS16-90	115	90	64	26	40	50	50	22	28	16	M12*1.0P	10	1	0.7
-120	145	120	94	26	40	50	50	22	31	16	M12*1.0P	10	2	0.8
-160	185	160	134	26	40	50	50	22	34	16	M12*1.0P	10	2	0.9

规格说明:

HSK50A - SFS - 06 - 90

- 90：L1 长度 Length（L1）
- 06：刀杆直径 Diameter
- SFS：功能代号 Holder type
- HSK50A：锥柄形式 Taper size

·HSK63A-SFS 热缩刀柄（3 度细长型） HSK63A-SFS SHRINK CHUCK（3° C SLENDER TYPE）

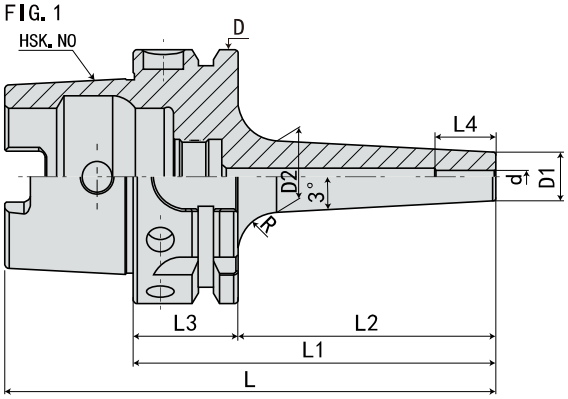

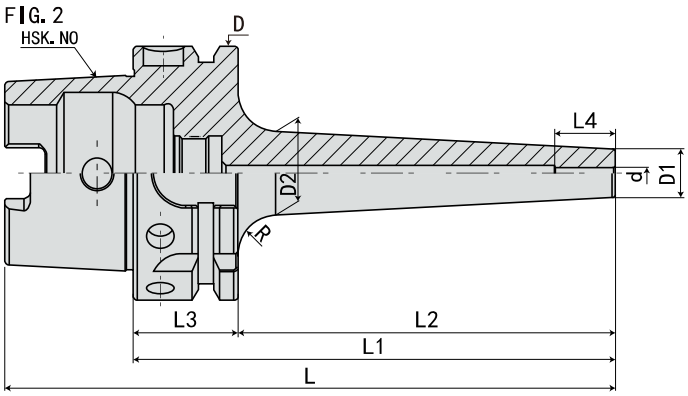

规 格 Model	L	L1	L2	L3	L4	D	D1	D2	d	R 大圆弧	FIG	重量 KGS
HSK63A-SFS03- 90	122	90	64	26	12	63	9	15	3	10	1	0.7
-120	152	120	94	26	12	63	9	16	3	10	2	0.8
-160	192	160	134	26	12	63	9	19	3	10	2	0.8
-200	232	200	174	26	12	63	9	22	3	10	2	0.9
-SFS04- 90	122	90	64	26	16	63	10	16	4	10	1	0.7
-120	152	120	94	26	16	63	10	17	4	10	2	0.8
-160	192	160	134	26	16	63	10	20	4	10	2	0.9
-200	232	200	174	26	16	63	10	23	4	10	2	1
-SFS05- 90	122	90	64	26	18	63	11	17	5	10	1	0.7
-120	152	120	94	26	18	63	11	18	5	10	2	0.8
-160	192	160	134	26	18	63	11	21	5	10	2	0.9
-200	232	200	174	26	18	63	11	24	5	10	2	1

规格说明:

HSK63A - SFS - 03 - 90

- 90：L1 长度 Length（L1）
- 03：刀杆直径 Diameter
- SFS：功能代号 Holder type
- HSK63A：锥柄形式 Taper size

·HSK63A-SFS 热缩刀柄（3 度细长型） HSK63A-SFS SHRINK CHUCK（3° C SLENDER TYPE）

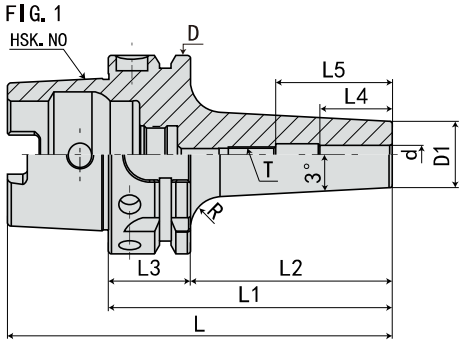

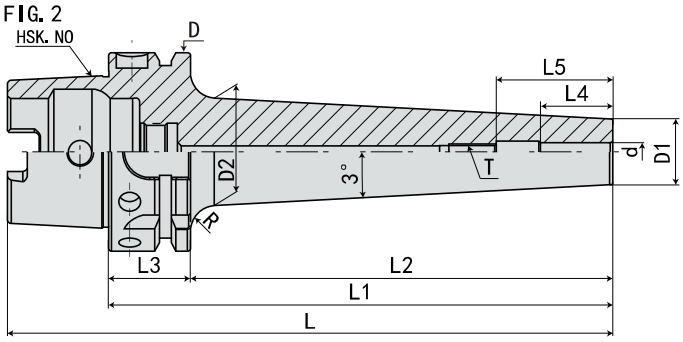

规格 Model	L	L1	L2	L3	L4	L5	D	D1	D2	d	T	R 大圆弧	FIG	重量 KGS
HSK63A-SFS06- 90	122	90	64	26	26	36	63	12	18	6	M5*0.8P	10	1	0.7
-120	152	120	94	26	26	36	63	12	21	6	M5*0.8P	10	2	0.8
-160	192	160	134	26	26	36	63	12	24	6	M5*0.8P	10	2	0.9
-200	232	200	174	26	26	36	63	12	27	6	M5*0.8P	10	2	1
-250	282	250	224	26	26	36	63	12		6	M5*0.8P	10	2	1.1
-SFS08- 90	122	90	64	26	26	36	63	14	20	8	M6*1.0P	10	1	0.7
-120	152	120	94	26	26	36	63	14	23	8	M6*1.0P	10	2	0.8
-160	192	160	134	26	26	36	63	14	26	8	M6*1.0P	10	2	1
-200	232	200	174	26	26	36	63	14	29	8	M6*1.0P	10	2	1.1
-250	282	250	224	26	26	36	63	14		8	M6*1.0P	10	2	1.2
-SFS10- 90	122	90	64	26	32	42	63	16	22	10	M8*1.0P	10	1	0.8
-120	152	120	94	26	32	42	63	16	25	10	M8*1.0P	10	2	0.9
-160	192	160	134	26	32	42	63	16	28	10	M8*1.0P	10	2	1
-200	232	200	174	26	32	42	63	16	31	10	M8*1.0P	10	2	1.2
-250	282	250	224	26	32	42	63	16		10	M8*1.0P	10	2	1.4
-SFS12- 90	122	90	64	26	37	47	63	18	24	12	M10*1.0P	10	1	0.8
-120	152	120	94	26	37	47	63	18	27	12	M10*1.0P	10	2	0.9
-160	192	160	134	26	37	47	63	18	30	12	M10*1.0P	10	2	1.1
-200	232	200	174	26	37	47	63	18	33	12	M10*1.0P	10	2	1.3
-250	282	250	224	26	37	47	63	18		12	M10*1.0P	10	2	1.5
-SFS14- 90	122	90	64	26	37	47	63	20	26	14	M10*1.0P	10	1	0.8
-120	152	120	94	26	37	47	63	20	29	14	M10*1.0P	10	2	1
-160	192	160	134	26	37	47	63	20	32	14	M10*1.0P	10	2	1.2
-200	232	200	174	26	37	47	63	20	35	14	M10*1.0P	10	2	1.4
-250	282	250	224	26	37	47	63	20		14	M10*1.0P	10	2	1.6
-SFS16- 90	122	90	64	26	40	50	63	22	28	16	M12*1.0P	10	1	0.8
-120	152	120	94	26	40	50	63	22	31	16	M12*1.0P	10	2	1
-160	192	160	134	26	40	50	63	22	34	16	M12*1.0P	10	2	1.2
-200	232	200	174	26	40	50	63	22	37	16	M12*1.0P	10	2	1.5
-250	282	250	224	26	40	50	63	22		16	M12*1.0P	10	2	1.8
-SFS18- 90	122	90	64	26	40	50	63	24	30	18	M12*1.0P	10	1	0.9
-120	152	120	94	26	40	50	63	24	33	18	M12*1.0P	10	2	1
-160	192	160	134	26	40	50	63	24	36	18	M12*1.0P	10	2	1.3
-200	232	200	174	26	40	50	63	24	39	18	M12*1.0P	10	2	1.6
-250	282	250	224	26	40	50	63	24		18	M12*1.0P	10	2	1.9
-SFS20- 90	122	90	64	26	42	52	63	26	32	20	M16*1.0P	10	1	0.9
-120	152	120	94	26	42	52	63	26	35	20	M16*1.0P	10	2	1.1
-160	192	160	134	26	42	52	63	26	38	20	M16*1.0P	10	2	1.4
-200	232	200	174	26	42	52	63	26	41	20	M16*1.0P	10	2	1.7
-250	282	250	224	26	42	52	63	26		20	M16*1.0P	10	2	2

·HSK100A-SFS 热缩刀柄（3 度细长型） HSK100A-SFS SHRINK CHUCK（3° C SLENDER TYPE）

FIG. 1

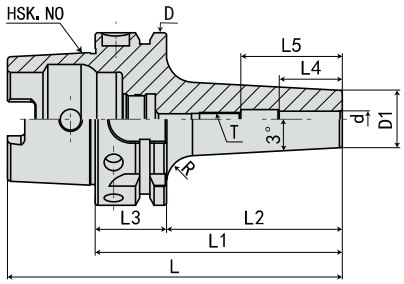

FIG. 2

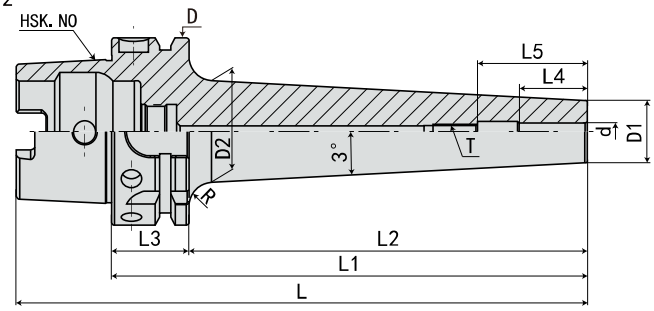

规格 Model	L	L1	L2	L3	L4	L5	D	D1	D2	d	T	R 大圆弧	FIG	重量 KGS
HSK100A-SFS06-100	150	100	71	29	26	36	100	12	17	6	M5*0.8P	10	1	2.1
-120	170	120	91	29	26	36	100	12	20	6	M5*0.8P	10	2	2.2
-160	210	160	131	29	26	36	100	12	23	6	M5*0.8P	10	2	2.3
-200	250	200	171	29	26	36	100	12	27	6	M5*0.8P	10	2	2.5
-250	300	250	221	29	26	36	100	12		6	M5*0.8P	10	2	2.7
-SFS08-100	150	100	71	29	26	36	100	14	19	8	M6*1.0P	10	1	2.1
-120	170	120	91	29	26	36	100	14	22	8	M6*1.0P	10	2	2.2
-160	210	160	131	29	26	36	100	14	25	8	M6*1.0P	10	2	2.3
-200	250	200	171	29	26	36	100	14	27	8	M6*1.0P	10	2	2.5
-250	300	250	221	29	26	36	100	14		8	M6*1.0P	10	2	2.7
-SFS10-100	150	100	71	29	32	42	100	16	21	10	M8*1.0P	10	1	2.1
-120	170	120	91	29	32	42	100	16	24	10	M8*1.0P	10	2	2.2
-160	210	160	131	29	32	42	100	16	27	10	M8*1.0P	10	2	2.4
-200	250	200	171	29	32	42	100	16	31	10	M8*1.0P	10	2	2.5
-250	300	250	221	29	32	42	100	16		10	M8*1.0P	10	2	2.6
-SFS12-100	150	100	71	29	37	47	100	18	24	12	M10*1.0P	10	1	2.1
-120	170	120	91	29	37	47	100	18	26	12	M10*1.0P	10	2	2.3
-160	210	160	131	29	37	47	100	18	29	12	M10*1.0P	10	2	2.5
-200	250	200	171	29	37	47	100	18	32	12	M10*1.0P	10	2	2.6
-250	300	250	221	29	37	47	100	18		12	M10*1.0P	10	2	2.7
-SFS14-100	150	100	71	29	37	47	100	20	26	14	M10*1.0P	10	1	2.2
-120	170	120	91	29	37	47	100	20	28	14	M10*1.0P	10	2	2.3
-160	210	160	131	29	37	47	100	20	30	14	M10*1.0P	10	2	2.5
-200	250	200	171	29	37	47	100	20	34	14	M10*1.0P	10	2	2.7
-250	300	250	221	29	37	47	100	20		14	M10*1.0P	10	2	2.9
-SFS16-100	150	100	71	29	40	50	100	22	28	16	M12*1.0P	10	1	2.2
-120	170	120	91	29	40	50	100	22	30	16	M12*1.0P	10	2	2.3
-160	210	160	131	29	40	50	100	22	32	16	M12*1.0P	10	2	2.6
-200	250	200	171	29	40	50	100	22	34	16	M12*1.0P	10	2	2.8
-250	300	250	221	29	40	50	100	22		16	M12*1.0P	10	2	3
-SFS18-100	150	100	71	29	40	50	100	24	30	18	M12*1.0P	10	1	2.3
-120	170	120	91	29	40	50	100	24	32	18	M12*1.0P	10	2	2.4
-160	210	160	131	29	40	50	100	24	36	18	M12*1.0P	10	2	2.7
-200	250	200	171	29	40	50	100	24	40	18	M12*1.0P	10	2	3
-250	300	250	221	29	40	50	100	24		18	M12*1.0P	10	2	3.3
-SFS20-100	150	100	71	29	42	52	100	27	34	20	M16*1.0P	10	1	2.3
-120	170	120	91	29	42	52	100	27	35	20	M16*1.0P	10	2	2.4
-160	210	160	131	29	42	52	100	27	42	20	M16*1.0P	10	2	2.8
-200	250	200	171	29	42	52	100	27	49	20	M16*1.0P	10	2	3.2
-250	300	250	221	29	42	52	100	27		20	M16*1.0P	10	2	3.6

·HSK25E-SFS 热缩刀柄（3 度细长型） HSK25E-SFS SHRINK CHUCK（3° C SLENDER TYPE）

FIG. 1

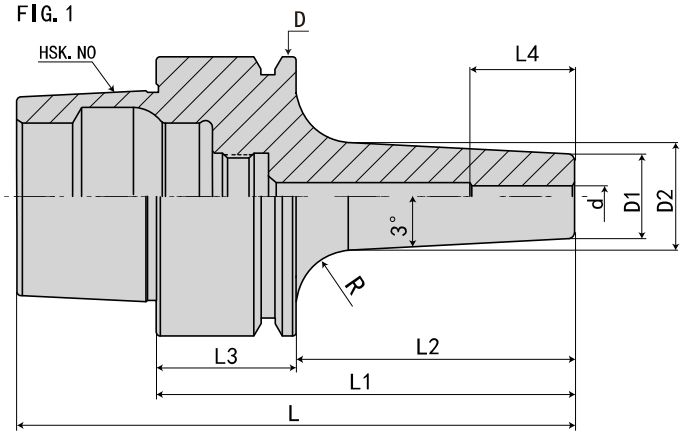

FIG. 2

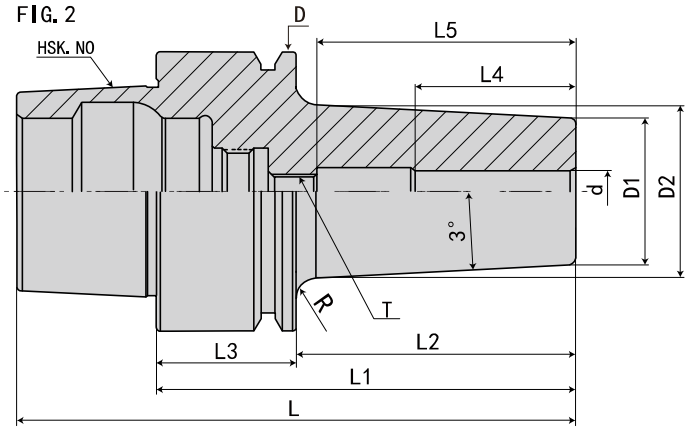

规 格 Model	L	L1	L2	L3	L4	L5	D	D1	D2	d	T	R 大圆弧	FIG	重量 KGS
HSK25E-SFS03-45	58	45	35	10	12	-	25	9	12.5	3	-	10	1	0.1
-55	68	55	45	10	12	-	25	9	13.5	3	-	10	1	0.15
-70	83	70	60	10	12	-	25	9	15	3	-	10	1	0.2
-SFS04-45	58	45	35	10	16	-	25	10	13.5	4	-	10	1	0.1
-55	68	55	45	10	16	-	25	10	14.5	4	-	10	1	0.15
-70	83	70	60	10	16	-	25	10	16	4	-	10	1	0.2
-SFS05-45	58	45	35	10	18	-	25	11	14.5	5	-	10	1	0.1
-55	68	55	45	10	18	-	25	11	15.5	5	-	10	1	0.15
-70	83	70	60	10	18	-	25	11	17	5	-	10	1	0.2
-SFS06-45	58	45	35	10	26	36	25	12	15.5	6	M5*0.8P	10	2	0.15
-70	83	70	60	10	26	36	25	12	18	6	M5*0.8P	10	2	0.2
-SFS08-50	63	50	40	10	26	36	25	14	18	8	M6*1.0P	10	2	0.15
-70	83	70	60	10	26	36	25	14	18	8	M6*1.0P	10	2	0.2
-SFS10-50	63	50	40	10	32	42	25	16	19	10	M8*1.0P	10	2	0.15
-70	83	70	60	10	32	42	25	16	19	10	M8*1.0P	10	2	0.2

规格说明:

HSK25E - SFS - 03 - 45

- 45：L1 长度 Length（L1）
- 03：刀杆直径 Diameter
- SFS：功能代号 Holder type
- HSK25E：锥柄形式 Taper size

·HSK32E-SFS 热缩刀柄（3 度细长型）

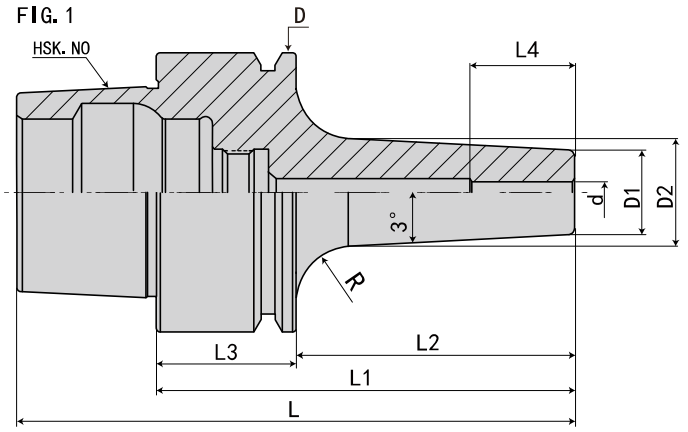

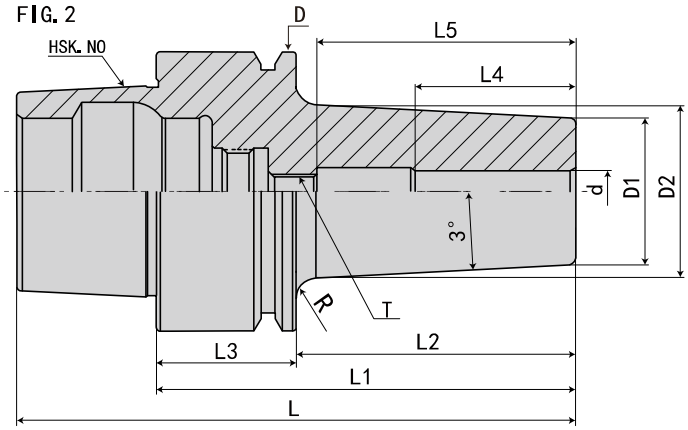

规 格 Model	L	L1	L2	L3	L4	L5	D	D1	D2	d	T	R 大圆弧	FIG	重量 KGS
HSK32E-SFS03-40	56	40	20	20	12	-	32	9	13	3	-	10	1	0.15
-70	86	70	50	20	12	-	32	9	16	3	-	10	1	0.2
-SFS04-40	56	40	20	20	16	-	32	10	14	4	-	10	1	0.15
-70	86	70	50	20	16	-	32	10	17	4	-	10	1	0.2
-SFS05-40	56	40	20	20	18	-	32	11	15	5	-	10	1	0.15
-70	86	70	50	20	18	-	32	11	18	5	-	10	1	0.2
-SFS06-50	66	50	30	20	26	36	32	12	17	6	M5*0.8P	10	2	0.2
-80	96	80	60	20	26	36	32	12	20	6	M5*0.8P	10	2	0.3
-SFS08-50	66	50	30	20	26	36	32	14	19	8	M6*1.0P	10	2	0.2
-80	96	80	60	20	26	36	32	14	22	8	M6*1.0P	10	2	0.3
-SFS10-55	71	55	35	20	32	42	32	16	21	10	M8*1.0P	10	2	0.2
-80	96	80	60	20	32	42	32	16	22	10	M8*1.0P	10	2	0.3

规格说明:

HSK32E - SFS - 03 - 40

- 40：L1 长度 Length (L1)
- 03：刀杆直径 Diameter
- SFS：功能代号 Holder type
- HSK32E：锥柄形式 Taper size

·HSK40E-SFS 热缩刀柄（3 度细长型） HSK40E-SFS SHRINK CHUCK（3° C SLENDER TYPE）

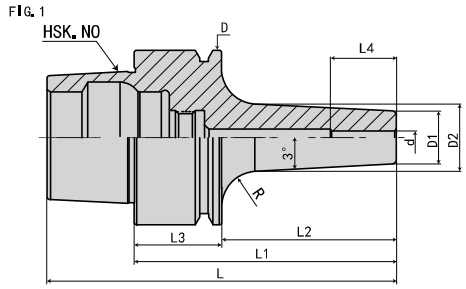

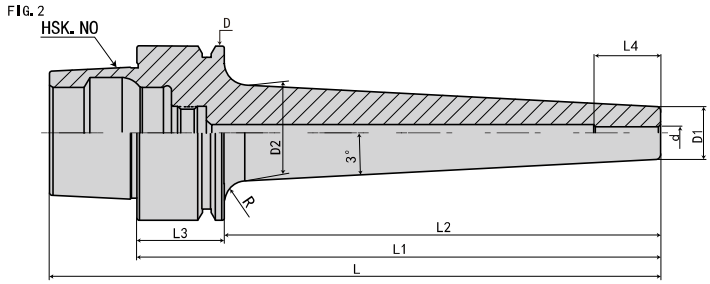

规 格 Model	L	L1	L2	L3	L4	D	D1	D2	d	R 大圆弧	FIG	重量 KGS
HSK40E-SFS03- 60	80	60	40	20	12	40	9	13	3	10	1	0.3
- 70	90	70	50	20	12	40	9	14	3	10	1	0.3
- 80	100	80	60	20	12	40	9	15	3	10	1	0.3
-120	140	120	100	20	12	40	9	18	3	10	2	0.4
-140	160	140	120	20	12	40	9	21	3	10	2	0.6
-SFS04- 60	80	60	40	20	16	40	10	14	4	10	1	0.3
- 70	90	70	50	20	16	40	10	15	4	10	1	0.3
- 80	100	80	60	20	16	40	10	16	4	10	1	0.3
-120	140	120	100	20	16	40	10	19	4	10	2	0.4
-140	160	140	120	20	16	40	10	22	4	10	2	0.6
-SFS05- 60	80	60	40	20	18	40	11	15	5	10	1	0.3
- 70	90	70	50	20	18	40	11	16	5	10	1	0.3
- 80	100	80	60	20	18	40	11	17	5	10	1	0.3
-120	140	120	100	20	18	40	11	20	5	10	2	0.6
-140	160	140	120	20	18	40	11	23	5	10	2	0.8

规格说明:

HSK40E - SFS - 03 - 60

- 60：L1 长度 Length（L1）
- 03：刀杆直径 Diameter
- SFS：功能代号 Holder type
- HSK40E：锥柄形式 Taper size

·HSK40E-SFS 热缩刀柄（3 度细长型） HSK40E-SFS SHRINK CHUCK（3° C SLENDER TYPE）

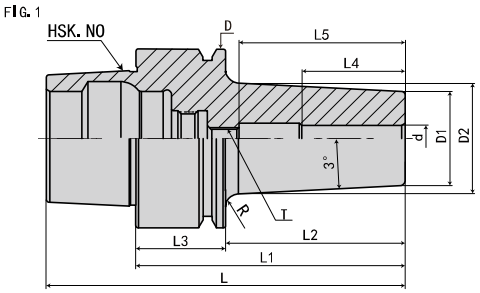

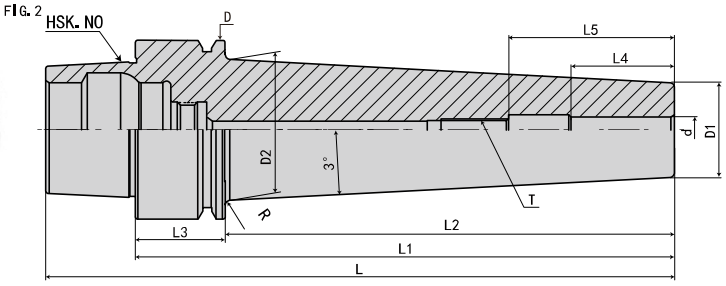

规 格 Model	L	L1	L2	L3	L4	L5	D	D1	D2	d	T	R 大圆弧	FIG	重量 KGS
HSK40E-SFS06- 60	80	60	40	20	26	36	40	12	16	6	M5*0.8P	10	1	0.3
- 70	90	70	50	20	26	36	40	12	17	6	M5*0.8P	10	1	0.3
- 80	100	80	60	20	26	36	40	12	18	6	M5*0.8P	10	1	0.3
-120	140	120	100	20	26	36	40	12	21	6	M5*0.8P	10	2	0.8
-140	160	140	120	20	26	36	40	12	24	6	M5*0.8P	10	2	1
-SFS08- 60	80	60	40	20	26	36	40	14	18	8	M6*1.0P	10	1	0.3
- 70	90	70	50	20	26	36	40	14	19	8	M6*1.0P	10	1	0.3
- 80	100	80	60	20	26	36	40	14	20	8	M6*1.0P	10	1	0.3
-120	140	120	100	20	26	36	40	14	23	8	M6*1.0P	10	2	0.8
-140	160	140	120	20	26	36	40	14	26	8	M6*1.0P	10	2	1
-SFS10- 60	80	60	40	20	32	42	40	16	20	10	M8*1.0P	10	1	0.3
- 70	90	70	50	20	32	42	40	16	21	10	M8*1.0P	10	1	0.3
- 80	100	80	60	20	32	42	40	16	22	10	M8*1.0P	10	1	0.3
-120	140	120	100	20	32	42	40	16	25	10	M8*1.0P	10	2	0.8
-140	160	140	120	20	32	42	40	16	28	10	M8*1.0P	10	2	1
-SFS12- 60	80	60	40	20	37	47	40	18	22	12	M10*1.0P	10	1	0.3
- 70	90	70	50	20	37	47	40	18	23	12	M10*1.0P	10	1	0.3
- 80	100	80	60	20	37	47	40	18	24	12	M10*1.0P	10	1	0.4
-120	140	120	100	20	37	47	40	18	27	12	M10*1.0P	10	2	0.8
-140	160	140	120	20	37	47	40	18	30	12	M10*1.0P	10	2	1
-SFS14- 60	80	60	40	20	37	47	40	20	24	14	M10*1.0P	10	1	0.4
- 70	90	70	50	20	37	47	40	20	25	14	M10*1.0P	10	1	0.4
- 80	100	80	60	20	37	47	40	20	26	14	M10*1.0P	10	1	0.4
-SFS16- 60	80	60	40	20	40	50	40	22	26	16	M12*1.0P	10	1	0.4
- 70	90	70	50	20	40	50	40	22	27	16	M12*1.0P	10	1	0.4
- 80	100	80	60	20	40	50	40	22	28	16	M12*1.0P	10	1	0.5

规格说明:

HSK40E - SFS - 06 - 60

- 60：L1 长度 Length（L1）
- 06：刀杆直径 Diameter
- SFS：功能代号 Holder type
- HSK40E：锥柄形式 Taper size

·HSK50E-SFS 热缩刀柄（3 度细长型）

HSK50E-SFS SHRINK CHUCK（3° C SLENDER TYPE）

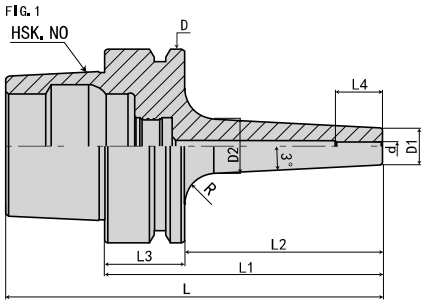

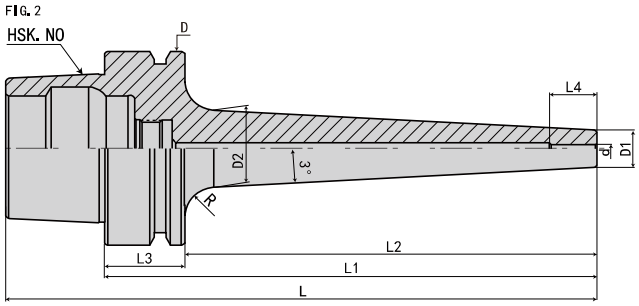

规 格 Model	L	L1	L2	L3	L4	D	D1	D2	d	R 大圆弧	FIG	重量 KGS
HSK50E-SFS03- 70	95	70	44	26	12	50	9	14	3	10	1	0.5
- 80	105	80	54	26	12	50	9	15	3	10	1	0.6
-100	125	100	74	26	12	50	9	17	3	10	2	0.8
-120	145	120	94	26	12	50	9	18	3	10	2	1
-150	175	150	124	26	12	50	9	21	3	10	2	1.2
-SFS04- 70	95	70	44	26	16	50	10	15	4	10	1	0.5
- 80	105	80	54	26	16	50	10	16	4	10	1	0.6
-100	125	100	74	26	16	50	10	18	4	10	2	0.8
-120	145	120	94	26	16	50	10	19	4	10	2	1
-150	175	150	124	26	16	50	10	22	4	10	2	1.2
-SFS05- 70	95	70	44	26	18	50	11	16	5	10	1	0.5
- 80	105	80	54	26	18	50	11	17	5	10	1	0.6
-100	125	100	74	26	18	50	11	19	5	10	2	0.8
-120	145	120	94	26	18	50	11	20	5	10	2	1
-150	175	150	124	26	18	50	11	23	5	10	2	1.2

规格说明:

HSK50E - SFS - 03 - 70

- 70：L1 长度 Length（L1）
- 03：刀杆直径 Diameter
- SFS：功能代号 Holder type
- HSK50E：锥柄形式 Taper size

·HSK50E-SFS 热缩刀柄（3 度细长型） HSK50E-SFS SHRINK CHUCK（3° C SLENDER TYPE）

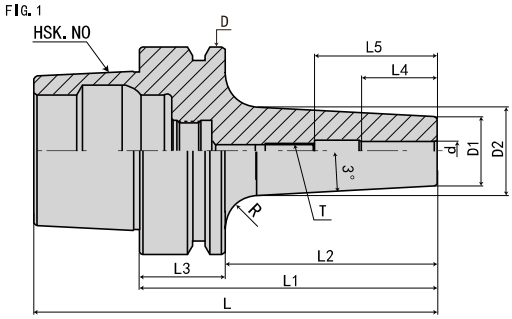

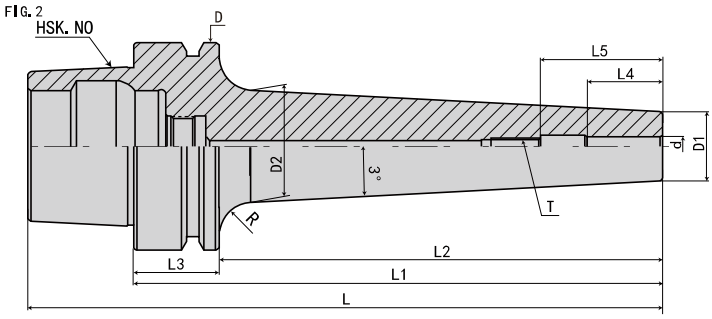

规 格 Model	L	L1	L2	L3	L4	L5	D	D1	D2	d	T	R 大圆弧	FIG	重量 KGS
HSK50E-SFS06- 70	95	70	44	26	26	36	50	12	17	6	M5*0.8P	10	1	0.5
- 80	105	80	54	26	26	36	50	12	18	6	M5*0.8P	10	1	0.6
-100	125	100	74	26	26	36	50	12	20	6	M5*0.8P	10	2	0.8
-120	145	120	94	26	26	36	50	12	21	6	M5*0.8P	10	2	1
-150	175	150	124	26	26	36	50	12	24	6	M5*0.8P	10	2	1.2
-SFS08- 70	95	70	44	26	26	36	50	14	19	8	M6*1.0P	10	1	0.5
-80	105	80	54	26	26	36	50	14	20	8	M6*1.0P	10	1	0.6
-100	125	100	74	26	26	36	50	14	22	8	M6*1.0P	10	2	0.8
-120	145	120	94	26	26	36	50	14	23	8	M6*1.0P	10	2	1
-150	175	150	124	26	26	36	50	14	26	8	M6*1.0P	10	2	1.2
-SFS10- 70	95	70	44	26	32	42	50	16	21	10	M8*1.0P	10	1	0.5
- 80	105	80	54	26	32	42	50	16	22	10	M8*1.0P	10	1	0.6
-100	125	100	74	26	32	42	50	16	24	10	M8*1.0P	10	2	0.8
-120	145	120	94	26	32	42	50	16	25	10	M8*1.0P	10	2	1
-150	175	150	124	26	32	42	50	16	28	10	M8*1.0P	10	2	1.2
-SFS12- 70	95	70	44	26	37	47	50	18	23	12	M10*1.0P	10	1	0.5
- 80	105	80	54	26	37	47	50	18	24	12	M10*1.0P	10	1	0.6
-100	125	100	74	26	37	47	50	18	26	12	M10*1.0P	10	2	0.8
-120	145	120	94	26	37	47	50	18	27	12	M10*1.0P	10	2	1
-150	175	150	124	26	37	47	50	18	30	12	M10*1.0P	10	2	1.2

规格说明:

HSK50E - SFS - 06 - 70

- 70：L1 长度 Length（L1）
- 06：刀杆直径 Diameter
- SFS：功能代号 Holder type
- HSK50E：锥柄形式 Taper size

·HSK63E-SFS 热缩刀柄（3 度细长型） HSK63E-SFS SHRINK CHUCK（3° C SLENDER TYPE）

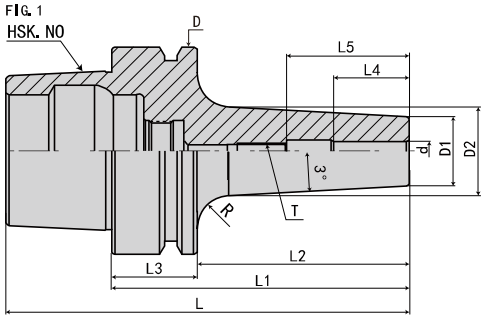

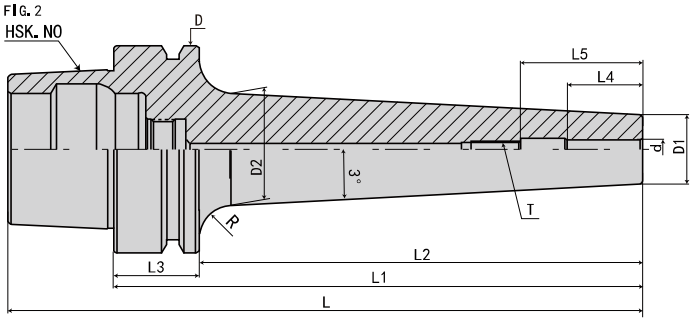

规 格 Model	L	L1	L2	L3	L4	L5	D	D1	D2	d	T	R 大圆弧	FIG	重量 KGS
HSK63E-SFS06- 80	112	80	54	26	26	36	63	12	18	6	M5*0.8P	10	1	0.8
-120	152	120	94	26	26	36	63	12	22	6	M5*0.8P	10	2	0.9
-SFS08- 80	112	80	54	26	26	36	63	14	20	8	M6*1.0P	10	1	0.8
-120	152	120	94	26	26	36	63	14	24	8	M6*1.0P	10	2	0.9
-SFS10- 80	112	80	54	26	32	42	63	16	22	10	M8*1.0P	10	1	0.8
-120	152	120	94	26	32	42	63	16	26	10	M8*1.0P	10	2	0.9
-SFS12- 80	112	80	54	26	37	47	63	18	24	12	M10*1.0P	10	1	0.9
-120	152	120	94	26	37	47	63	18	28	12	M10*1.0P	10	2	1

规格说明:

HSK63E - SFS - 06 - 80

- 80：L1 长度 Length（L1）
- 06：刀杆直径 Diameter
- SFS：功能代号 Holder type
- HSK63E：锥柄形式 Taper size

·HSK40F-SFS 热缩刀柄（3 度细长型） HSK40F-SFS SHRINK CHUCK（3° C SLENDER TYPE）

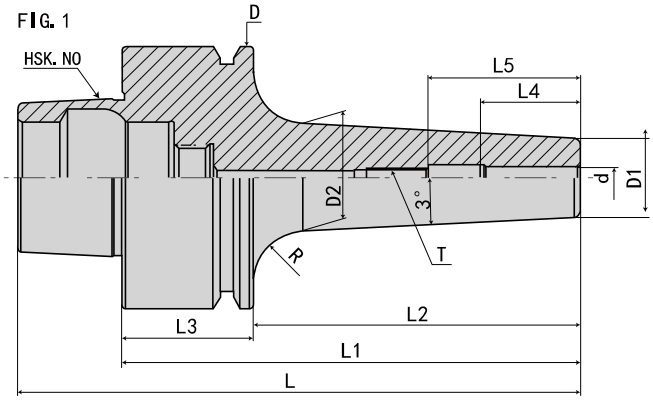

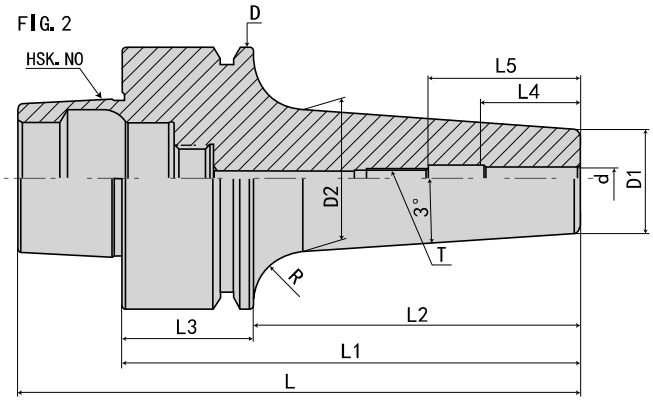

规 格 Model	L	L1	L2	L3	L4	L5	D	D1	D2	d	T	R 大圆弧	FIG	重量 KGS
HSK40F-SFS03-70	90	70	50	20	12	-	40	9	14	3	-	10	1	0.4
-SFS04-70	90	70	50	20	16	-	40	10	15	4	-	10	1	0.4
-SFS05-70	90	70	50	20	18	-	40	11	16	5	-	10	1	0.4
-SFS06-70	90	70	50	20	26	36	40	12	17	6	M5*0.8P	10	2	0.4
-SFS08-70	90	70	50	20	26	36	40	14	19	8	M6*1.0P	10	2	0.4
-SFS10-70	90	70	50	20	32	42	40	16	22	10	M8*1.0P	10	2	0.5
-SFS12-70	90	70	50	20	37	47	40	18	24	12	M10*1.0P	10	2	0.5

规格说明:

HSK40F - SFS - 03 - 70

- 70：L1 长度 Length（L1）
- 03：刀杆直径 Diameter
- SFS：功能代号 Holder type
- HSK40F：锥柄形式 Taper size

·HSK63F-SFS 热缩刀柄（3 度细长型）

HSK63F-SFS SHRINK CHUCK（3° C SLENDER TYPE）

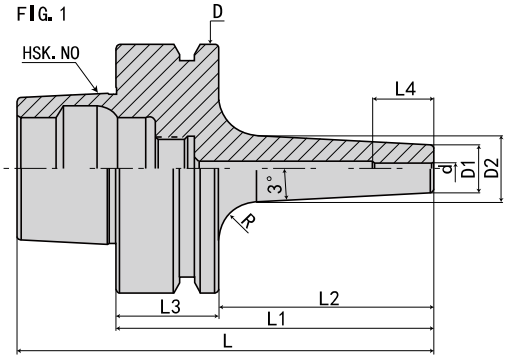

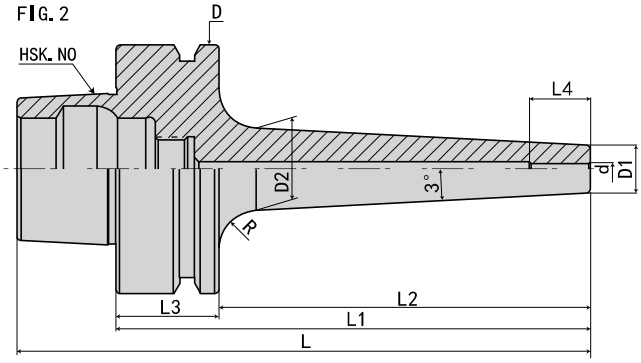

规 格 Model	L	L1	L2	L3	L4	D	D1	D2	d	R 大圆弧	FIG	重量 KGS
HSK63F-SFS03- 80	105	80	54	26	12	63	9	14	3	10	1	0.7
-120	145	120	94	26	12	63	9	16	3	10	2	0.8
-160	185	160	134	26	12	63	9	19	3	10	2	0.9
-SFS04- 80	105	80	54	26	16	63	10	15	4	10	1	0.7
-120	145	120	94	26	16	63	10	17	4	10	2	0.8
-160	185	160	134	26	16	63	10	20	4	10	2	0.9
-SFS05- 80	105	80	54	26	18	63	11	16	5	10	1	0.8
-120	145	120	94	26	18	63	11	18	5	10	2	0.8
-160	185	160	134	26	18	63	11	21	5	10	2	0.9

规格说明:

HSK63F - SFS - 03 - 80

- 80：L1 长度 Length（L1）
- 03：刀杆直径 Diameter
- SFS：功能代号 Holder type
- HSK63F：锥柄形式 Taper size

·HSK63F-SFS 热缩刀柄（3 度细长型） HSK63F-SFS SHRINK CHUCK（3° C SLENDER TYPE）

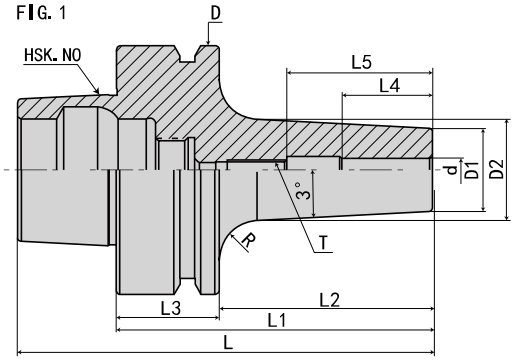

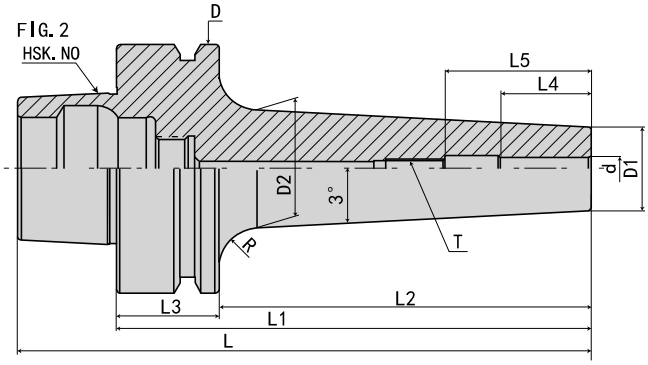

规 格 Model	L	L1	L2	L3	L4	L5	D	D1	D2	d	T	R 大圆弧	FIG	重量 KGS
HSK63F-SFS06- 80	105	80	54	26	26	36	63	12	17	6	M5*0.8P	10	1	0.8
-120	145	120	94	26	26	36	63	12	21	6	M5*0.8P	10	2	0.9
-160	185	160	134	26	26	36	63	12	24	6	M5*0.8P	10	2	1
-SFS08- 80	105	80	54	26	26	36	63	14	19	8	M6*1.0P	10	1	0.8
-120	145	120	94	26	26	36	63	14	23	8	M6*1.0P	10	2	0.9
-160	185	160	134	26	26	36	63	14	24	8	M6*1.0P	10	2	1
-SFS10- 85	110	85	59	26	32	42	63	16	22	10	M8*1.0P	10	1	0.8
-120	145	120	94	26	32	42	63	16	25	10	M8*1.0P	10	2	0.9
-160	185	160	134	26	32	42	63	16	28	10	M8*1.0P	10	2	1
-SFS12- 90	115	90	64	26	37	47	63	18	24	12	M10*1.0P	10	1	0.8
-120	145	120	94	26	37	47	63	18	27	12	M10*1.0P	10	2	1
-160	185	160	134	26	37	47	63	18	30	12	M10*1.0P	10	2	1.2
-SFS14- 90	115	90	64	26	37	47	63	20	26	14	M10*1.0P	10	1	0.8
-120	145	120	94	26	37	47	63	20	29	14	M10*1.0P	10	2	1
-160	185	160	134	26	37	47	63	20	32	14	M10*1.0P	10	2	1.2
-SFS16- 95	120	95	69	26	40	50	63	22	29	16	M12*1.0P	10	1	0.9
-120	145	120	94	26	40	50	63	22	31	16	M12*1.0P	10	2	1
-160	185	160	134	26	40	50	63	22	34	16	M12*1.0P	10	2	1.3
-SFS18- 95	120	95	69	26	40	50	63	24	31	18	M12*1.0P	10	1	0.9
-120	145	120	94	26	40	50	63	24	33	18	M12*1.0P	10	2	1
-160	185	160	134	26	40	50	63	24	36	18	M12*1.0P	10	2	1.4
-SFS20-100	125	100	74	26	42	52	63	27	34	20	M16*1.0P	10	1	1
-120	145	120	94	26	42	52	63	27	36	20	M16*1.0P	10	2	1.1
-160	185	160	134	26	42	52	63	27	38	20	M16*1.0P	10	2	1.5

规格说明:

HSK63F - SFS - 06 - 80

- 80：L1 长度 Length（L1）
- 06：刀杆直径 Diameter
- SFS：功能代号 Holder type
- HSK63F：锥柄形式 Taper size

·HSK63A-SFK 热缩刀柄（4.5 度通水型） HSK63A-SFK SHRINK CHUCK（4.5° SHRINK-FIT COOLANT TYPE）

FIG. 1

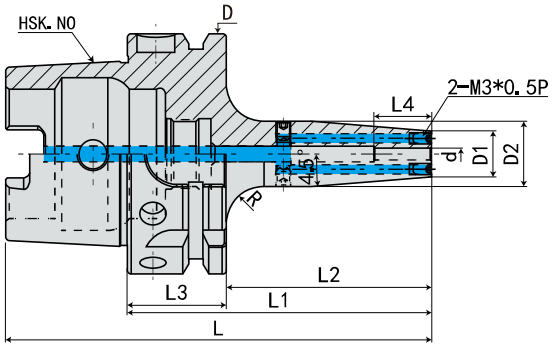

FIG. 2

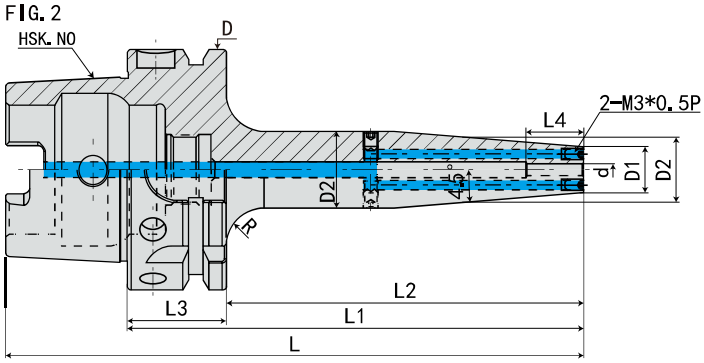

规 格 Model	L	L1	L2	L3	L4	D	D1	D2	d	R	FIG	重量 KGS
HSK63A-SF03- 80K	112	80	54	26	12	63	15	20	3	5	1	0.7
-120K	152	120	94	26	12	63	15	20	3	5	2	1.1
-160K	192	160	134	26	12	63	15	25	3	5	2	1.3
-SF04-80K	112	80	54	26	16	63	15	20	4	5	1	0.7
-120K	152	120	94	26	16	63	15	20	4	5	2	1.1
-160K	192	160	134	26	16	63	15	25	4	5	2	1.3
-SF05-80K	112	80	54	26	18	63	15	20	5	5	1	0.7
-120K	152	120	94	26	18	63	15	25	5	5	2	1.3
-160K	192	160	134	26	18	63	15	25	5	5	2	1.3

规格说明:

HSK63A - SF - 03 - 80K

- L1 长度 Length（L1）
- 刀杆直径 Diameter
- 功能代号 Holder type
- 锥柄形式 Taper size

·HSK63A-SFK 热缩刀柄（4.5 度通水型） HSK63A-SFK SHRINK CHUCK（4.5° SHRINK-FIT COOLANT TYPE）

FIG. 1

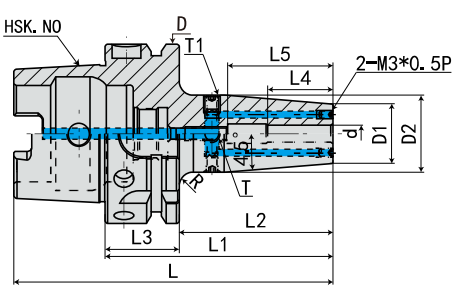

FIG. 2

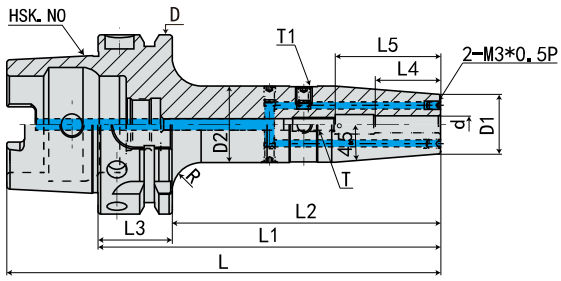

FIG. 3

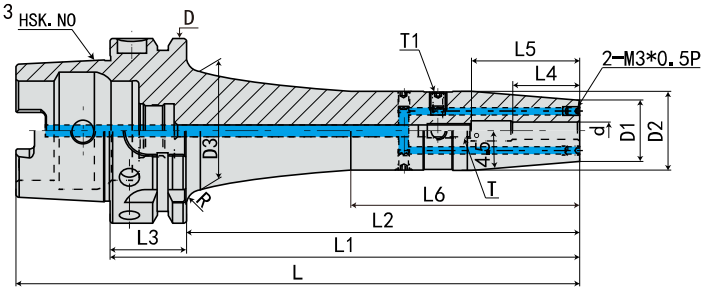

规 格 Model	L	L1	L2	L3	L4	L5	L6	D	D1	D2	D3	d	T	T1	R	FIG	重量 KGS
HSK63A-SF06- 80K	112	80	54	26	26	36	-	63	21	27	-	6	M5*0.8P	M6*1.0P	3	1	0.8
-120K	152	120	94	26	26	36	-	63	21	27	-	6	M5*0.8P	M6*1.0P	10	2	1.1
-160K	192	160	134	26	26	36	79	63	21	27	40	6	M5*0.8P	M6*1.0P	6	3	1.4
-200K	232	200	174	26	26	36	119	63	21	27	40	6	M5*0.8P	M6*1.0P	6	3	1.8
-250K	282	250	224	26	26	36	169	63	21	27	40	6	M5*0.8P	M6*1.0P	6	3	2.2
-300K	332	300	274	26	26	36	219	63	21	27	40	6	M5*0.8P	M6*1.0P	6	3	2.6
-SF08- 80K	112	80	54	26	26	36	-	63	21	27	-	8	M6*1.0P	M6*1.0P	3	1	0.8
-120K	152	120	94	26	26	36	-	63	21	27	-	8	M6*1.0P	M6*1.0P	10	2	1.1
-160K	192	160	134	26	26	36	79	63	21	27	40	8	M6*1.0P	M6*1.0P	6	3	1.4
-200K	232	200	174	26	26	36	119	63	21	27	40	8	M6*1.0P	M6*1.0P	6	3	1.8
-250K	282	250	224	26	26	36	169	63	21	27	40	8	M6*1.0P	M6*1.0P	6	3	2.2
-300K	332	300	274	26	26	36	219	63	21	27	40	8	M6*1.0P	M6*1.0P	6	3	2.6
-SF10- 85K	117	85	59	26	32	42	-	63	24	32	-	10	M8*1.0P	M6*1.0P	2	1	0.9
-120K	152	120	94	26	32	42	-	63	24	32	-	10	M8*1.0P	M6*1.0P	8	2	1.2
-160K	192	160	134	26	32	42	79	63	24	32	39	10	M8*1.0P	M6*1.0P	7	3	1.5
-200K	232	200	174	26	32	42	119	63	24	32	39	10	M8*1.0P	M6*1.0P	7	3	1.9
-250K	282	250	224	26	32	42	169	63	24	32	39	10	M8*1.0P	M6*1.0P	7	3	2.3
-300K	332	300	274	26	32	42	219	63	24	32	39	10	M8*1.0P	M6*1.0P	7	3	2.7
-SF12- 90K	122	90	64	26	37	47	-	63	24	32	-	12	M10*1.0P	M6*1.0P	3	1	0.9
-120K	152	120	94	26	37	47	-	63	24	32	-	12	M10*1.0P	M6*1.0P	8	2	1.2
-160K	192	160	134	26	37	47	79	63	24	32	39	12	M10*1.0P	M6*1.0P	7	3	1.5
-200K	232	200	174	26	37	47	119	63	24	32	39	12	M10*1.0P	M6*1.0P	7	3	1.9
-250K	282	250	224	26	37	47	169	63	24	32	39	12	M10*1.0P	M6*1.0P	7	3	2.3
-300K	332	300	274	26	37	47	219	63	24	32	39	12	M10*1.0P	M6*1.0P	7	3	2.7
-SF14- 90K	122	90	64	26	37	47	-	63	27	34	-	14	M10*1.0P	M6*1.0P	38	1	0.9
-120K	152	120	94	26	37	47	-	63	27	34	-	14	M10*1.0P	M6*1.0P		2	1.2
-160K	192	160	134	26	37	47	78	63	27	34	42	14	M10*1.0P	M6*1.0P	5	3	1.5
-200K	232	200	174	26	37	47	118	63	27	34	42	14	M10*1.0P	M6*1.0P	5	3	1.9
-250K	282	250	224	26	37	47	168	63	27	34	42	14	M10*1.0P	M6*1.0P	5	3	2.3
-300	332	300	274	26	37	47	218	63	27	34	42	14	M10*1.0P	M6*1.0P	5	3	2.7

规格说明:

HSK63A - SF - 06 - 80K

- L1 长度 Length（L1）
- 刀杆直径 Diameter
- 功能代号 Holder type
- 锥柄形式 Taper size

·HSK63A-SFK 热缩刀柄（4.5 度通水型） HSK63A-SFK SHRINK CHUCK（4.5° SHRINK-FIT COOLANT TYPE）

FIG. 1

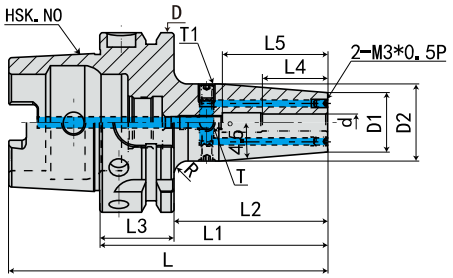

FIG. 2

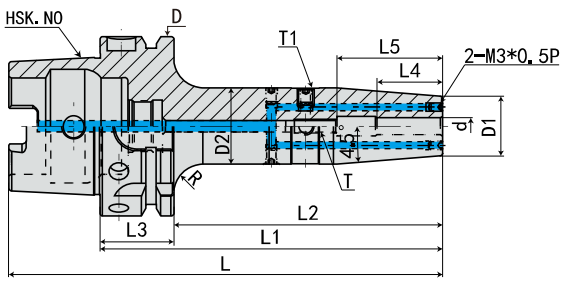

FIG. 3

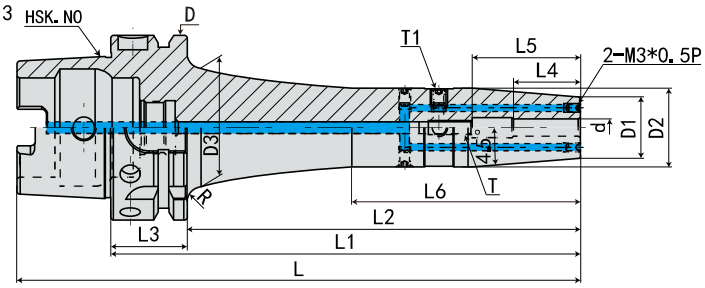

规格 Model	L	L1	L2	L3	L4	L5	L6	D	D1	D2	D3	d	T	T1	R	FIG	重量 KGS
HSK63A-SF16- 95K	127	95	69	26	40	50	-	63	27	34	-	16	M12*1.0P	M6*1.0P	3	1	0.9
-120K	152	120	94	26	40	50	-	63	27	34	-	16	M12*1.0P	M6*1.0P	8	2	1.2
-160K	192	160	134	26	40	50	78	63	27	34	42	16	M12*1.0P	M6*1.0P	5	3	1.5
-200K	232	200	174	26	40	50	118	63	27	34	42	16	M12*1.0P	M6*1.0P	5	3	1.9
-250K	282	250	224	26	40	50	168	63	27	34	42	16	M12*1.0P	M6*1.0P	5	3	2.3
-300K	332	300	274	26	40	50	218	63	27	34	42	16	M12*1.0P	M6*1.0P	5	3	2.7
-SF18- 95K	127	95	69	26	40	50	-	63	33	42	-	18	M12*1.0P	M6*1.0P	4	1	1.1
-120K	152	120	94	26	40	50	-	63	33	42	-	18	M12*1.0P	M6*1.0P	5	2	1.3
-160K	192	160	134	26	40	50	-	63	33	42	-	18	M12*1.0P	M6*1.0P	5	2	1.6
-200K	232	200	174	26	40	50	-	63	33	42	-	18	M12*1.0P	M6*1.0P	5	2	2.1
-250K	282	250	224	26	40	50	-	63	33	42	-	18	M12*1.0P	M6*1.0P	5	2	2.6
-300K	332	300	274	26	40	50	-	63	33	42	-	18	M12*1.0P	M6*1.0P	5	2	3.1
-SF20-100K	132	100	74	26	42	52	-	63	33	42	-	20	M16*1.0P	M6*1.0P	5	1	1.1
-120K	152	120	94	26	42	52	-	63	33	42	-	20	M16*1.0P	M6*1.0P	5	2	1.3
-160K	192	160	134	26	42	52	-	63	33	42	-	20	M16*1.0P	M6*1.0P	5	2	1.6
-200K	232	200	174	26	42	52	-	63	33	42	-	20	M16*1.0P	M6*1.0P	5	2	2.1
-250K	282	250	224	26	42	52	-	63	33	42	-	20	M16*1.0P	M6*1.0P	5	2	2.6
-300K	332	300	274	26	42	52	-	63	33	42	-	20	M16*1.0P	M6*1.0P	5	2	3.1
-SF25-115K	147	115	89	26	48	58	-	63	44	53	-	25	M16*1.0P	M6*1.0P	1	1	1.9
-130K	162	130	104	26	48	58	-	63	44	53	-	25	M16*1.0P	M6*1.0P	1	2	2.1
-160K	192	160	134	26	48	58	-	63	44	53	-	25	M16*1.0P	M6*1.0P	1	2	2.2
-200K	232	200	174	26	48	58	-	63	44	53	-	25	M16*1.0P	M6*1.0P	1	2	2.6
-250K	282	250	224	26	48	58	-	63	44	53	-	25	M16*1.0P	M6*1.0P	1	2	3
-300K	332	300	274	26	48	58	-	63	44	53	-	25	M16*1.0P	M6*1.0P	1	2	3.4
-SF32-120K	152	120	94	26	52	62	-	63	44	53	-	32	M16*1.0P	M6*1.0P	1	1	1.9
-130K	162	130	104	26	52	62	-	63	44	53	-	32	M16*1.0P	M6*1.0P	1	2	2.2
-160K	192	160	134	26	52	62	-	63	44	53	-	32	M16*1.0P	M6*1.0P	1	2	2.3
-200K	232	200	174	26	52	62	-	63	44	53	-	32	M16*1.0P	M6*1.0P	1	2	2.7
-250K	282	250	224	26	52	62	-	63	44	53	-	32	M16*1.0P	M6*1.0P	1	2	3.1
-300K	332	300	274	26	52	62	-	63	44	53	-	32	M16*1.0P	M6*1.0P	1	2	3.4

规格说明:

HSK63A - SF - 16 - 95K

- L1 长度 Length（L1）
- 刀杆直径 Diameter
- 功能代号 Holder type
- 锥柄形式 Taper size

·HSK100A-SFK 热缩刀柄（4.5 度通水型）

HSK100A-SFK SHRINK CHUCK（4.5° SHRINK-FIT COOLANT TYPE）

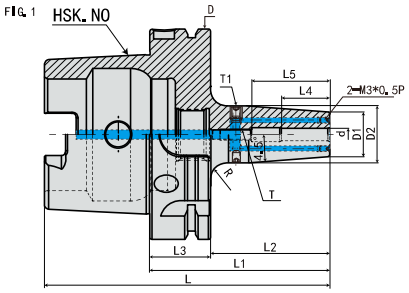

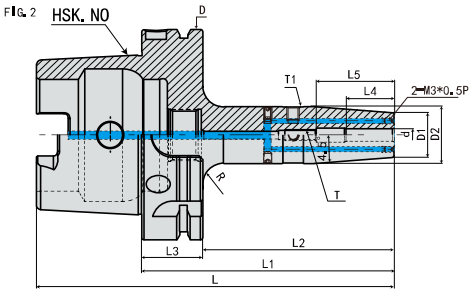

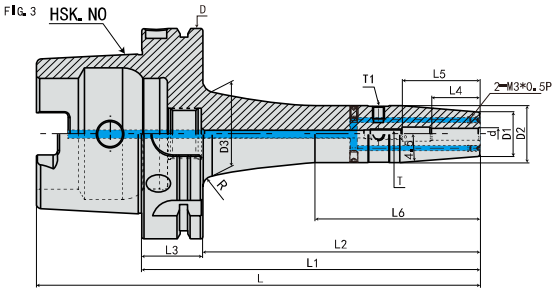

规 格 Model	L	L1	L2	L3	L4	L5	L6	D	D1	D2	D3	d	T	T1	R	FIG	重量 KGS
HSK100A-SF06- 85K	135	85	56	29	26	36	-	100	21	27	-	6	M5*0.8P	M6*1.0P	7	1	2.2
-120K	170	120	91	29	26	36	-	100	21	27	-	6	M5*0.8P	M6*1.0P	10	2	2.5
-160K	210	160	131	29	26	36	61	100	21	27	39	6	M5*0.8P	M6*1.0P	20	3	2.8
-200K	250	200	171	29	26	36	101	100	21	27	39	6	M5*0.8P	M6*1.0P	20	3	3.2
-250K	300	250	221	29	26	36	151	100	21	27	39	6	M5*0.8P	M6*1.0P	20	3	3.6
-300K	350	300	271	29	26	36	201	100	21	27	39	6	M5*0.8P	M6*1.0P	20	3	4.0
-SF08- 85K	135	85	56	29	26	36	-	100	21	27	-	8	M6*1.0P	M6*1.0P	7	1	2.2
-120K	170	120	91	29	26	36	-	100	21	27	-	8	M6*1.0P	M6*1.0P	10	2	2.5
-160K	210	160	131	29	26	36	61	100	21	27	39	8	M6*1.0P	M6*1.0P	20	3	2.8
-200K	250	200	171	29	26	36	101	100	21	27	39	8	M6*1.0P	M6*1.0P	20	3	3.2
-250K	300	250	221	29	26	36	151	100	21	24	39	5	M6*1.0P	M6*1.0P	20	3	3.6
-300K	350	300	271	29	26	36	201	100	21	24	39	5	M6*1.0P	M6*1.0P	20	3	4.0
-SF10- 90K	140	90	61	29	32	42	-	100	24	32	-	10	M8*1.0P	M6*1.0P	5	1	2.3
-120K	170	120	91	29	32	42	-	100	24	32	-	10	M8*1.0P	M6*1.0P	10	2	2.6
-160K	210	160	131	29	32	42	72	100	24	32	39	10	M8*1.0P	M6*1.0P	20	3	2.9
-200K	250	200	171	29	32	42	101	100	24	32	44	10	M8*1.0P	M6*1.0P	20	3	3.3
-250K	300	250	221	29	32	41	151	100	24	32	44	10	M8*1.0P	M6*1.0P	20	3	3.7
-300K	350	300	271	29	26	41	201	100	24	32	44	10	M8*1.0P	M6*1.0P	20	3	4.1
-SF12- 95K	145	95	66	29	37	47	-	100	24	32	-	12	M10*1.0P	M6*1.0P	5	1	2.3
-120K	170	120	91	29	37	47	-	100	24	32	-	12	M10*1.0P	M6*1.0P	10	2	2.6
-160K	210	160	131	29	37	47	72	100	24	32	39	12	M10*1.0P	M6*1.0P	20	3	2.9
-200K	250	200	171	29	37	47	101	100	24	32	44	12	M10*1.0P	M6*1.0P	20	3	3.3
-250K	300	250	221	29	37	47	151	100	24	32	44	12	M10*1.0P	M6*1.0P	20	3	3.7
-300K	350	300	271	29	37	47	201	100	24	32	44	12	M10*1.0P	M6*1.0P	20	3	4.1
-SF14- 95K	145	95	66	29	37	47	-	100	27	34	-	14	M10*1.0P	M6*1.0P	5	1	2.3
-120K	170	120	91	29	37	47	-	100	27	34	-	14	M10*1.0P	M6*1.0P	10	2	2.6
-160K	210	160	131	29	37	47	66	100	27	34	44	14	M10*1.0P	M6*1.0P	20	3	2.9
-200K	250	200	171	29	37	47	101	100	27	34	46	14	M10*1.0P	M6*1.0P	20	3	3.3
-250K	300	250	221	29	37	47	151	100	27	34	46	14	M10*1.0P	M6*1.0P	20	3	3.7
-300K	350	300	271	29	26	41	201	100	24	32	46	14	M10*1.0P	M6*1.0P	20	3	4.1

规格说明:

HSK100A - SF - 06 - 85K

- L1 长度 Length（L1）
- 刀杆直径 Diameter
- 功能代号 Holder type
- 锥柄形式 Taper size

·HSK100A-SFK 热缩刀柄（4.5 度通水型）

HSK100A-SFK SHRINK CHUCK（4.5° SHRINK-FIT COOLANT TYPE）

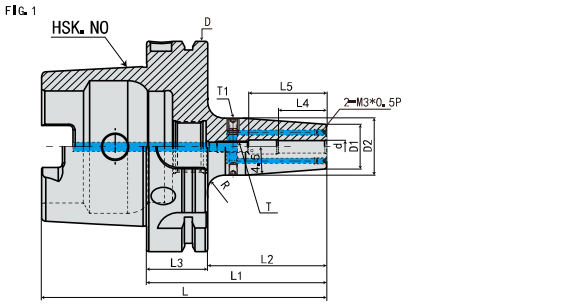

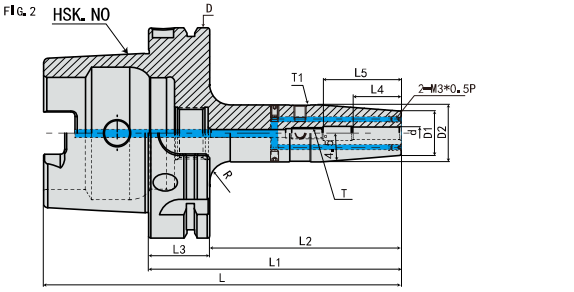

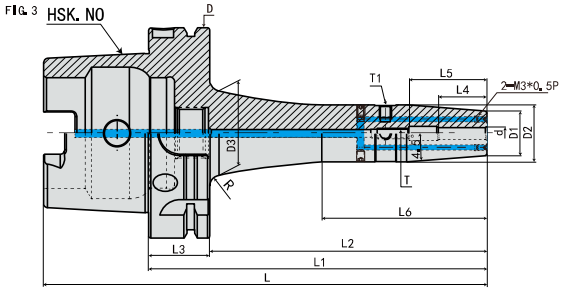

规 格 Model	L	L1	L2	L3	L4	L5	L6	D	D1	D2	D3	d	T	T1	R	FIG	重量 KGS
HSK100A-SF16-100K	150	100	71	29	40	50	-	100	27	34	-	16	M12*1.0P	M6*1.0P	5	1	2.3
-120K	170	120	91	29	40	50	-	100	27	34	-	16	M12*1.0P	M6*1.0P	10	2	2.6
-160K	210	160	131	29	40	50	66	100	27	34	44	16	M12*1.0P	M6*1.0P	20	3	2.9
-200K	250	200	171	29	40	50	101	100	27	34	46	16	M12*1.0P	M6*1.0P	20	3	3.3
-250K	300	250	221	29	40	50	151	100	27	34	46	16	M12*1.0P	M6*1.0P	20	3	3.7
-300K	350	300	271	29	40	50	201	100	27	34	46	16	M12*1.0P	M6*1.0P	20	3	4.1
-SF18-100K	150	100	71	29	40	50	-	100	33	42	-	18	M12*1.0P	M6*1.0P	5	1	2.4
-120K	170	120	91	29	40	50	-	100	33	42	-	18	M12*1.0P	M6*1.0P	10	2	2.7
-160K	210	160	131	29	40	50	78	100	33	42	46	18	M12*1.0P	M6*1.0P	20	3	3.1
-200K	250	200	171	29	40	50	116	100	33	42	46	18	M12*1.0P	M6*1.0P	20	3	3.4
-250K	300	250	221	29	40	50	166	100	33	42	46	18	M12*1.0P	M6*1.0P	20	3	3.8
-300K	350	300	271	29	40	50	216	100	33	42	46	18	M12*1.0P	M6*1.0P	20	3	4.2
-SF20-105K	155	105	76	29	42	52	-	100	33	42	-	20	M16*1.0P	M6*1.0P	5	1	2.4
-120K	170	120	91	29	42	52	-	100	33	42	-	20	M16*1.0P	M6*1.0P	10	2	2.7
-160K	210	160	131	29	42	52	78	100	33	42	46	20	M16*1.0P	M6*1.0P	20	3	3.1
-200K	250	200	171	29	42	52	116	100	33	42	46	20	M16*1.0P	M6*1.0P	20	3	3.4
-250K	300	250	221	29	42	52	166	100	33	42	46	20	M16*1.0P	M6*1.0P	20	3	3.8
-300K	350	300	271	29	42	52	216	100	33	42	46	20	M16*1.0P	M6*1.0P	20	3	4.2
-SF25-115K	165	115	86	29	48	58	-	100	44	53	-	25	M16*1.0P	M6*1.0P	5	1	3.2
-130K	180	130	101	29	48	58	-	100	44	53	-	25	M16*1.0P	M6*1.0P	10	2	3.4
-160K	210	160	131	29	48	58	-	100	44	53	-	25	M16*1.0P	M6*1.0P	16	2	3.6
-200K	250	200	171	29	48	58	-	100	44	53	-	25	M16*1.0P	M6*1.0P	16	2	4.1
-250K	300	250	221	29	48	58	-	100	44	53	-	25	M16*1.0P	M6*1.0P	16	2	4.6
-300K	350	300	271	29	48	58	-	100	44	53	-	25	M16*1.0P	M6*1.0P	16	2	5.1
-SF32-120K	170	120	91	29	52	62	-	100	44	53	-	32	M16*1.0P	M6*1.0P	5	1	3.2
-140K	190	140	111	29	52	62	-	100	44	53	-	32	M16*1.0P	M6*1.0P	10	2	3.4
-160K	210	160	131	29	52	62	-	100	44	53	-	32	M16*1.0P	M6*1.0P	16	2	3.6
-200K	250	200	171	29	52	62	-	100	44	53	-	32	M16*1.0P	M6*1.0P	16	2	4.1
-250K	300	250	221	29	52	62	-	100	44	53	-	32	M16*1.0P	M6*1.0P	16	2	4.6
-300K	350	300	271	29	52	62	-	100	44	53	-	32	M16*1.0P	M6*1.0P	16	2	5.1

两面定位系统

SBT 两面定位主轴系统

SBT SPINDLE SYSTEM

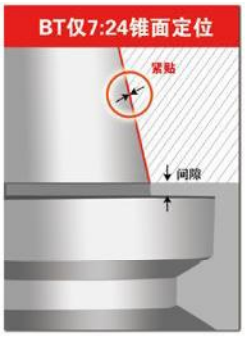

- 通过确立完善的量规系统，实现了锥面、端面同时两面定位的系统。

SBT 刀柄的各种优点:

- **提高**加工表面光洁度和加工尺寸精度
- **延长**刃具寿命
- **高刚性** 适合重切削
- **提高** ATC 自动换刀的重复精度
- 高速旋转时 Z 轴方向尺寸**稳定**
- **提高**镗孔加工的圆度

拉入量对于端面紧贴很重要！！

刀柄在未被拉紧时，与主轴端面有微小间隙。通过拉紧装置拉入，主轴因弹性形变产生扩张，实现端面完全贴紧。因此，确保端面紧贴的拉入量非常重要。

《参考值》

主轴规格	拉紧力	拉入量
#40	800Kg	20μm
#50	2000Kg	20μm

上表中的数值仅供参考，拉入量因主轴形状及紧固机构而异。（本公司加工中心的实测值）

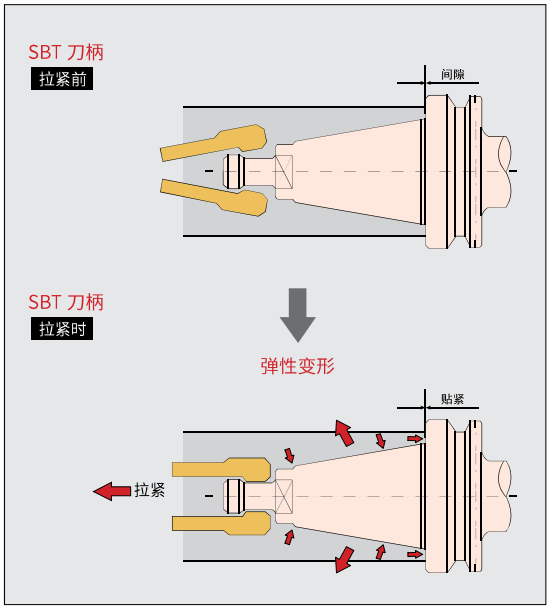

增加刀柄的基准直径，刚性增强。

根据力学原理，基准直径越大刚性越强，普通的 BT 刀柄的基准直径是锥柄的大端直径、而端面紧贴的 SBT 系统的基准直径是法兰外径。因此，SBT 刀柄刚性有了显著增强。

BT30 锥柄	φ31.75	φ46
BT40 锥柄	φ44.45	φ63
BT50 锥柄	φ69.85	φ100

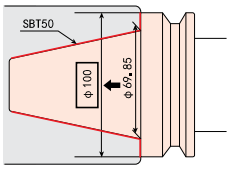

“SBT 主轴“与”SBT 刀柄“的最强组合

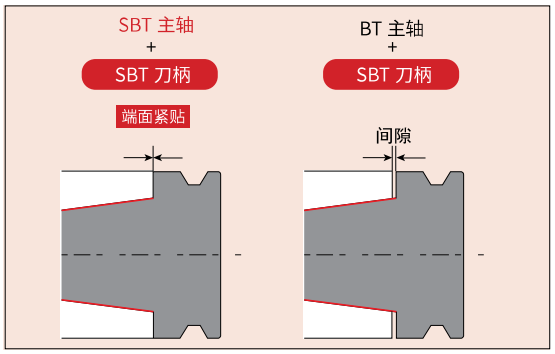

刀柄除端面位置尺寸外，其他尺寸均以 MAS-BT 规格为标准。

SBT 主轴系统通过组合 SBT 刀柄与 SBT 主轴，可最大限度地发挥两面定位的性能。SBT 刀柄也可使用原有标准规格的 BT 主轴，但这种情况下没有两面定位功能。为了发挥两面定位的优异性能，请在 SBT 主轴中使用 SBT 刀柄。另外，使用 SBT 刀柄以外的两面定位刀柄时，可能会损伤机床主轴，敬请注意。

建议在 SBT 主轴中使用 SBT 刀柄。

请勿在 SBT 主轴中混用 SBT 刀柄和 BT 刀柄。

·参考资料 REFERENCE DETAILS

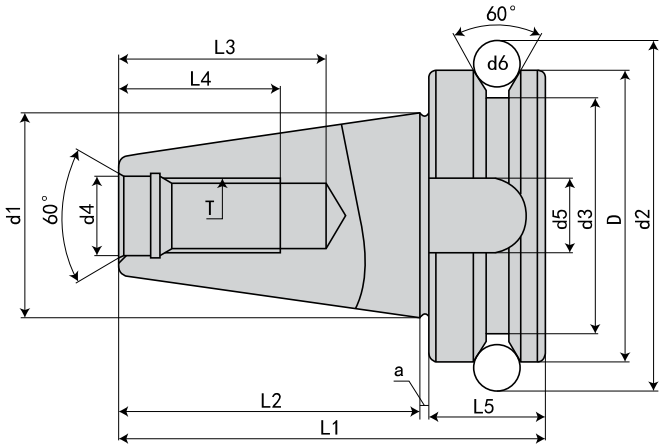

规格 Model	D h8	d1	d2	d3	d4 H8	d5 H12	d6	L1	L2 ±0.2	L3 Min	L4 Min	L5	a 0 -0.005	T 6H
SBT30	46	31.75	56.14	38	12.5	16.1	8	70.4	48.4	34	24	21	1	M12*1.75P
SBT40	63	44.45	75.679	53	17	16.1	10	92.4	65.4	43	30	26	1	M16*2.0P
SBT50	100	69.85	119.02	83	25	25.7	15	139.8	101.8	62	45	36.5	1.5	M24*3.0P

特点：

◎锥度精度：<AT3
◎基本材质：JIS-SCM415 or JIS SNCM220 or JIS SNCM439
◎硬度：HRC56°~58° 渗碳深度 >0.8mm
◎真圆度：<0.8um
◎表面粗糙度：Ra<0.5um
◎刀柄本体可另外指定：通过 V 型法兰端出水规格（DIN-69871-AD+B）
◎ ER、EOC、FMA、FMB、MLC、MLD、MLT、SCK、SFC、SKS、SLN（DIN、FID、JIS）、SOM、TG 皆符合：通过刀柄本体中心出水规格（DIN-69871-AD）
◎刀柄有预设标准动平衡 G6.3，可另外指定精密动平衡 G2.5
◎本体规范：BIG-PLUS

Features:

◎ Taper tolerance<AT3
◎ Basic Material:JIS-SCM415
◎ Hardness>HRC 56° Carbon depth>0.8mm
◎ Roundness<0.8um
◎ Surface roughness:Ra<0.5um
◎ If it is suitable for center coolant standard(DIN-69871-AD or B),it can be ordered
◎ ER、EOC、FMA、FMB、MLC、MLD、MLT、SCK、SFC、SKS、SLN(DIN、FID、JIS)、SOM、TG Are in compliance with:Water through the chuck body center type(DIN-69871-AD)
◎ The shank has pre-balance at G6.3,and can provide percision balance at G2.5,made by request
◎ Shank body standard:BIG-PLUS

·SBT-SLK 热缩基础柄

SBT-SLK SEMI-FINISHED SHRINK FIT CHUCK

FIG. 1

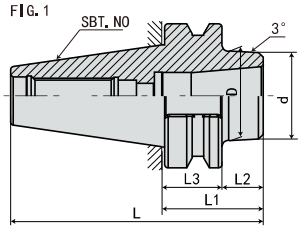

FIG. 2

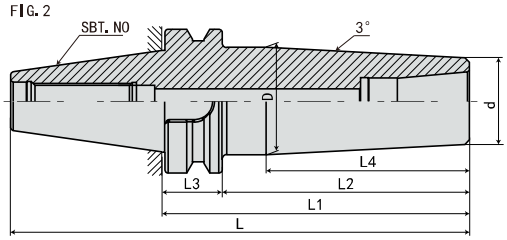

FIG. 3

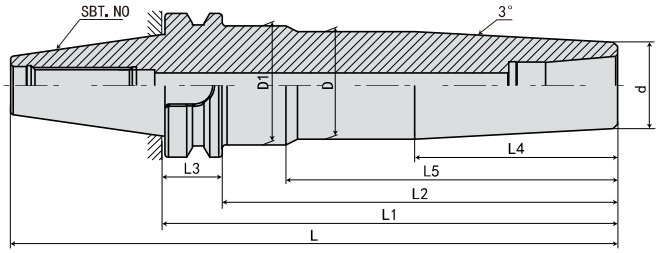

配 件 Accessories

» P.K19

规 格 Model	L	L1	L2	L3	L4	L5	D	D1	d	FIG	重量 KGS
SBT30-SLK12- 45	93.4	45	24	22	-	-	40	-	38	1	
SBT40-SLK12- 45	110.4	45	19	27	-	-	40	-	38	1	1.15
- 75	140.4	75	49	27	-	-	42.4	-	38	1	1.45
-135	200.4	135	109	27	89	-	47	-	38	2	2.2
-165	230.4	165	139	27	89	-	47	-	38	2	2.65
-200	265.4	200	174	27	89	145	47	52	38	3	3.25
-225	290.4	225	199	27	89	145	47	52	38	3	

规格说明:

SBT30 - SLK - 12 - 45

- 45: L1 长度 Length (L1)
- 12: 刀杆直径 Diameter
- SLK: 功能代号 Holder type
- SBT30: 锥柄形式 Taper size

·SBT50-SLK 热缩基础柄

SBT50-SLK SEMI-FINISHED SHRINK FIT CHUCK

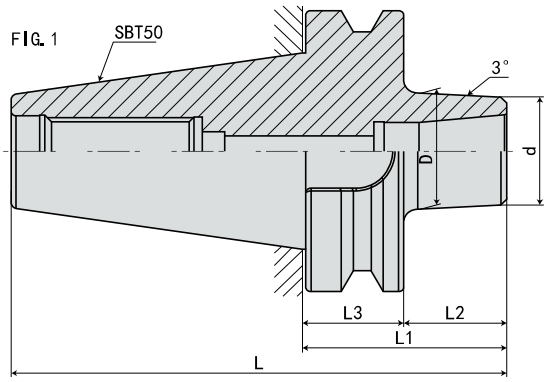

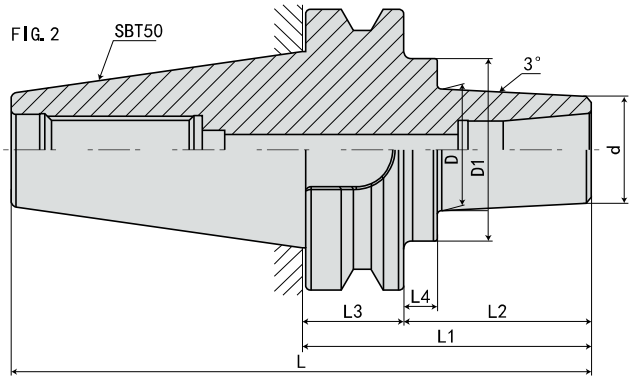

配 件 Accessories

» P.K19

规 格 Model	L	L1	L2	L3	L4	D	D1	d	FIG	重量 KGS
SBT50-SLK12- 75	176.8	75	38.5	38	-	41	-	38	1	
-105	206.8	105	68.5	38	12	43	65	38	2	
-135	236.8	135	98.5	38	12	46.5	65	38	2	
-165	266.8	165	128.5	38	12	50	65	38	2	
-225	326.8	225	188.5	38	12	56	65	38	2	
-265	366.8	265	228.5	38	12	60	65	38	2	
-315	416.8	315	278.5	38	12	65.5	65.5	38	2	

规格说明:

SBT50 - SLK - 12 - 75

- L1 长度 Length (L1)
- 刀杆直径 Diameter
- 功能代号 Holder type
- 锥柄形式 Taper size

·参考资料 REFERENCE DETAILS

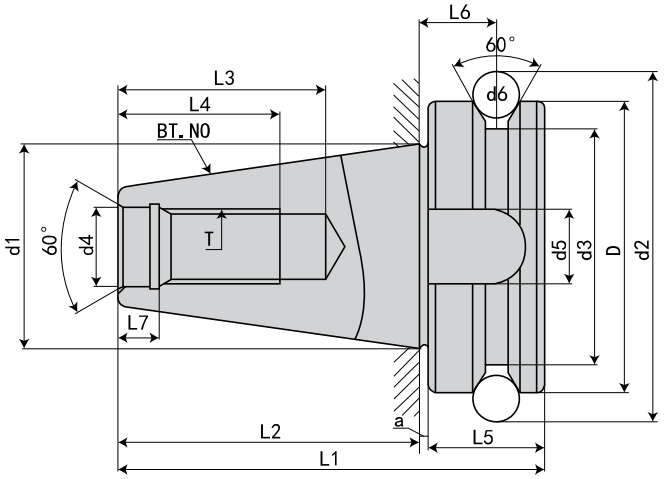

规格 Model	D h8	d1	d2	d3	d4 H8	d5 H12	d6	L1	L2 ±0.2	L3 Min	L4 Min	L5	a ±0.4	T 6H
BT30	46	31.75	56.14	38	12.5	16.1	8	70.4	48.4	34	24	20	2	M12*1.75P
BT40	63	44.45	75.679	53	17	16.1	10	92.4	65.4	70	30	25	2	M16*2.0P
BT50	100	69.85	119.02	83	25	25.7	15	139.8	101.8	90	45	35	3	M24*3.0P

特点：

◎锥度精度：<AT3
◎基本材质：JIS-SCM415 or JIS SNCM220 or JIS SNCM439
◎硬度：HRC56°~58° 渗碳深度 >0.8mm
◎真圆度：<0.8um
◎表面粗糙度：Ra<0.5um
◎刀柄本体可另外指定：通过 V 型法兰端出水规格（DIN-69871-AD+B）
◎ ER、EOC、FMA、FMB、MLC、MLD、MLT、SCK、SFC、SKS、SLN（DIN、FID、JIS）、SOM、TG 皆符合：通过刀柄本体中心出水规格（DIN-69871-AD）
◎刀柄有预设标准动平衡 G6.3，可另外指定精密动平衡 G2.5
◎本体规范：JIS MAS 403 及 B6339

Features:

◎ Taper tolerance<AT3
◎ Basic Material:JIS-SCM415
◎ Hardness>HRC 56° Carbon depth>0.8mm
◎ Roundness<0.8um
◎ Surface roughness:Ra<0.5um
◎ If it is suitable for center coolant standard(DIN-69871-AD or B),it can be ordered
◎ ER、EOC、FMA、FMB、MLC、MLD、MLT、SCK、SFC、SKS、SLN(DIN、FID、JIS)、SOM、TG Are in compliance with:Water through the chuck body center type(DIN-69871-AD)
◎ The shank has pre-balance at G6.3,and can provide percision balance at G2.5,made by request
◎ Shank body standard:JIS MAS 403 and B6339

·BT-SLK 热缩基础柄 BT-SLK SEMI-FINISHED SHRINK FIT CHUCK

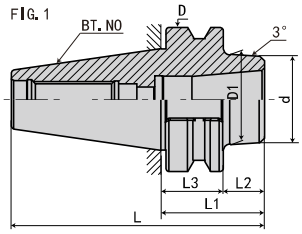

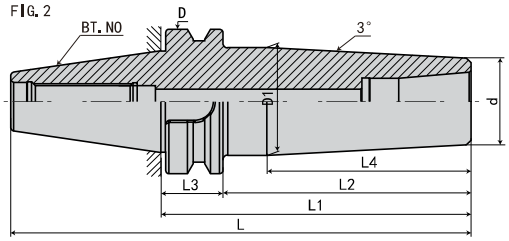

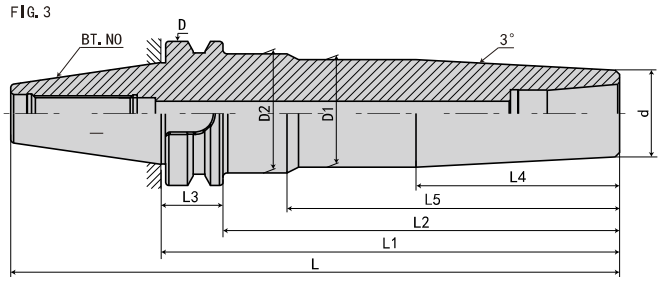

配 件 Accessories

» P.K19

规 格 Model	L	L1	L2	L3	L4	L5	D	D1	D2	d	FIG	重量 KGS
BT30-SLK12- 45	93.4	45	23	22	-	-	46	40	-	38	1	
BT40-SLK12- 45	110.4	45	18	27	-	-	63	40	-	38	1	1.15
- 75	140.4	75	48	27	-	-	63	42.4	-	38	1	1.45
-135	200.4	135	108	27	89	-	63	47	-	38	2	2.2
-165	230.4	165	138	27	89	-	63	47	-	38	2	2.65
-200	265.4	200	173	27	89	145	63	47	52	38	3	3.25
-225	290.4	225	198	27	89	145	63	47	52	38	3	3.7

规格说明:

BT30 - SLK - 12 - 45

- L1 长度 Length（L1）
- 刀杆直径 Diameter
- 功能代号 Holder type
- 锥柄形式 Taper size

·BT50-SLK 热缩基础柄

BT50-SLK SEMI-FINISHED SHRINK FIT CHUCK

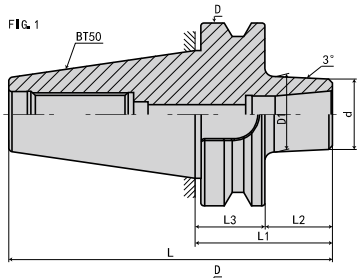

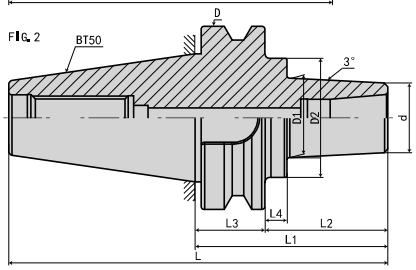

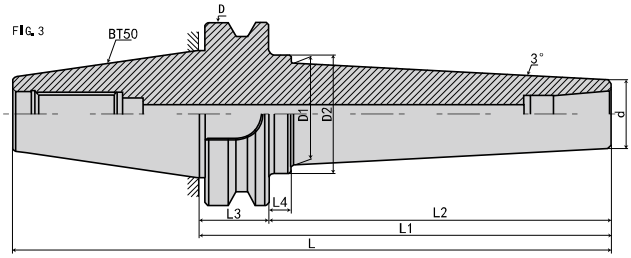

配 件 Accessories

» P.K19

规 格 Model	L	L1	L2	L3	L4	D	D1	D2	d	FIG	重 量 KGS
BT50-SLK12- 75	176.8	75	37	38	-	100	41	-	38	1	
-105	206.8	105	67	38	12	100	43	65	38	2	
-135	236.8	135	97	38	12	100	46.5	65	38	2	
-165	266.8	165	127	38	12	100	50	65	38	2	
-200	301.8	200	162	38	12	100	53.5	65	38	2	
-225	326.8	225	187	38	12	100	56	65	38	2	
-265	366.8	265	227	38	12	100	60	65	38	2	
-315	416.8	315	277	38	12	100	65.5	65.5	38	2	

规格说明:

BT50 - SLK - 12 - 75

- L1 长度 Length (L1)
- 接口大小 Connection size
- 功能代号 Holder type
- 锥柄形式 Taper size

·BT30-SF 热缩刀柄（4.5 度标准型）

BT30-SF SHRINK FIT TOOL HOLDER (4.5 ° STANDARD VERSION)

FIG. 1

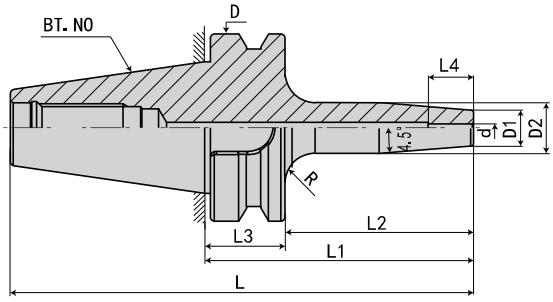

FIG. 2

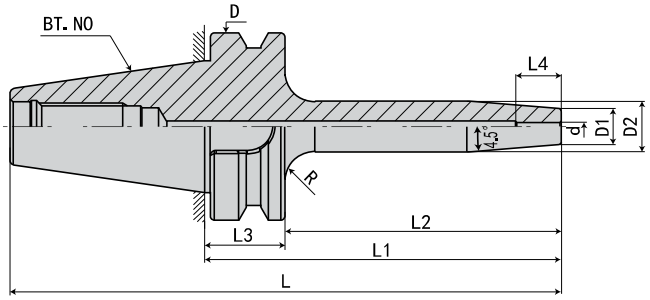

规 格 Model	L	L1	L2	L3	L4	D	D1	D2	d	R	FIG	重量 KGS
BT30-SF03- 80	128.4	80	58	22	12	46	15	20	3	5	1	0.6
-SF04- 80	128.4	80	58	22	16	46	15	20	4	5	1	0.6
-120	168.4	120	98	22	16	46	15	20	4	5	2	0.7
-SF05- 80	128.4	80	58	22	18	46	15	20	5	5	1	0.6
-120	168.4	120	98	22	18	46	15	20	5	5	2	0.7

规格说明:

BT30 - SF - 03 - 80

- 80：L1 长度 Length (L1)
- 03：刀杆直径 Diameter
- SF：功能代号 Holder type
- BT30：锥柄形式 Taper size

·BT30-SF 热缩刀柄（4.5 度标准型）

BT30-SF SHRINK FIT TOOL HOLDER (4.5° STANDARD VERSION)

FIG. 1

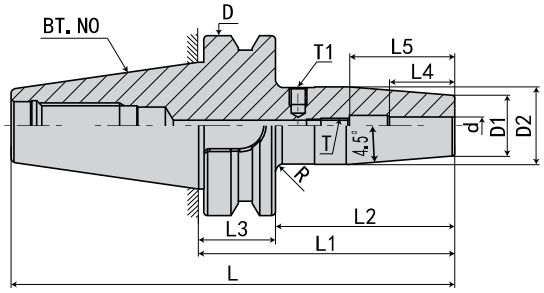

FIG. 2

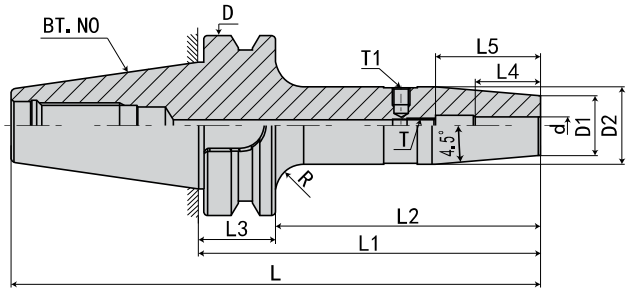

规 格 Model	L	L1	L2	L3	L4	L5	D	D1	D2	d	T	T1	R	FIG	重量 KGS
BT30-SF06- 80	128.4	80	58	22	26	36	46	21	27	6	M5*0.8P	M6*1.0P	1	1	0.7
-120	168.4	120	98	22	26	36	46	21	27	6	M5*0.8P	M6*1.0P	5	2	0.9
-SF08- 80	128.4	80	58	22	26	36	46	21	27	8	M6*1.0P	M6*1.0P	1	1	0.7
-120	168.4	120	98	22	26	36	46	21	27	8	M6*1.0P	M6*1.0P	5	2	0.9
-SF10- 80	128.4	80	58	22	32	42	46	24	32	10	M8*1.0P	M6*1.0P	1	1	0.8
-120	168.4	120	98	22	32	42	46	24	32	10	M8*1.0P	M6*1.0P	5	2	1.1
-SF12- 80	128.4	80	58	22	37	47	46	24	32	12	M10*1.0P	M6*1.0P	1	1	0.8
-120	168.4	120	98	22	37	47	46	24	32	12	M10*1.0P	M6*1.0P	5	2	1.1
-SF14- 80	128.4	80	58	22	37	47	46	27	34	14	M10*1.0P	M6*1.0P	1	1	0.8
-120	168.4	120	98	22	37	47	46	27	34	14	M10*1.0P	M6*1.0P	3	2	1.1
-SF16- 90	138.4	90	68	22	40	50	46	27	34	16	M12*1.0P	M6*1.0P	1	1	0.8
-120	168.4	120	98	22	40	50	46	27	34	16	M12*1.0P	M6*1.0P	3	2	1.1
-SF18- 90	138.4	90	68	22	40	50	46	33	42	18	M12*1.0P	M6*1.0P	1	1	1
-120	168.4	120	98	22	40	50	46	33	42	18	M12*1.0P	M6*1.0P	1	2	1.5
-SF20- 90	138.4	90	68	22	42	52	46	33	42	20	M16*1.0P	M6*1.0P	1	1	1
-120	168.4	120	98	22	42	52	46	33	42	20	M16*1.0P	M6*1.0P	1	2	1.5

规格说明:

BT30 - SF - 06 - 80

- L1 长度 Length (L1)
- 刀杆直径 Diameter
- 功能代号 Holder type
- 锥柄形式 Taper size

·BT40-SF 热缩刀柄（4.5 度标准型）

BT40-SF SHRINK FIT TOOL HOLDER (4.5° STANDARD VERSION)

FIG. 1

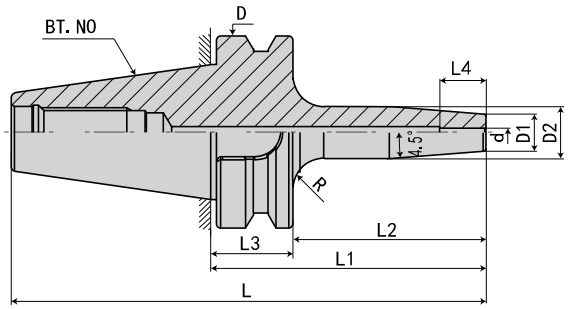

FIG. 2

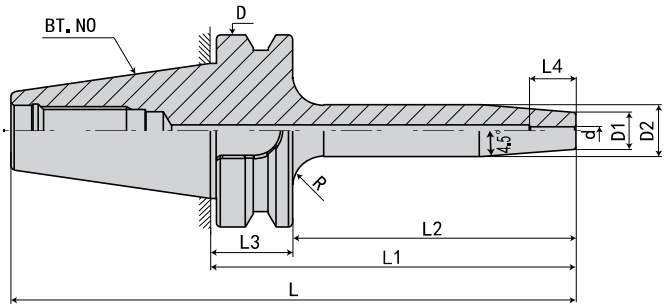

规 格 Model	L	L1	L2	L3	L4	D	D1	D2	d	R	FIG	重量 KGS
BT40-SF03- 90	155.4	90	63	27	12	63	15	20	3	5	1	1.1
-120	185.4	120	93	27	12	63	15	20	3	5	2	1.2
-160	225.4	160	133	27	12	63	15	25	3	5	2	1.3
-SF04- 90	155.4	90	63	27	16	63	15	20	4	5	1	1.1
-120	185.4	120	93	27	16	63	15	20	4	5	2	1.2
-160	225.4	160	133	27	16	63	15	25	4	5	2	1.3
-SF05- 90	155.4	90	63	27	18	63	15	20	5	5	1	1.1
-120	185.4	120	93	27	18	63	15	20	5	5	2	1.2
-160	225.4	160	133	27	18	63	15	25	5	5	2	1.3

规格说明:

BT40 - SF - 03 - 90

- 90：L1 长度 Length (L1)
- 03：刀杆直径 Diameter
- SF：功能代号 Holder type
- BT40：锥柄形式 Taper size

·BT40-SF 热缩刀柄（4.5 度标准型）

BT40-SF SHRINK FIT TOOL HOLDER (4.5° STANDARD VERSION)

FIG. 1

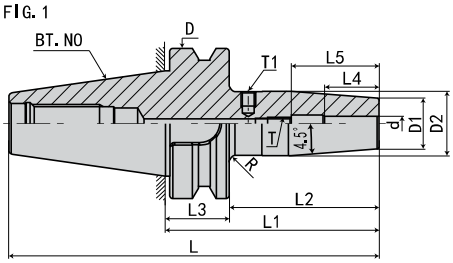

FIG. 2

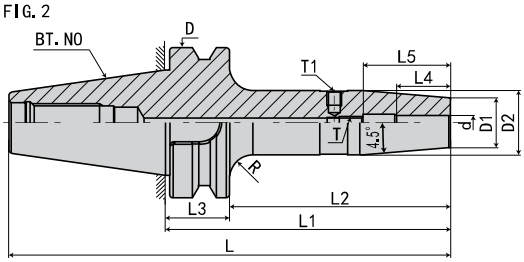

FIG. 3

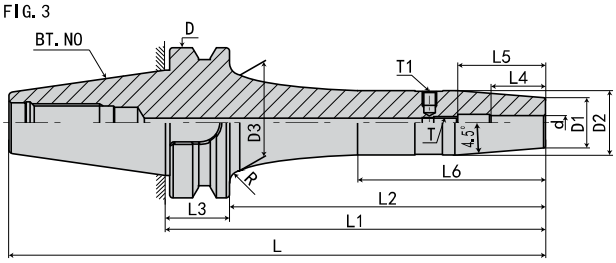

规 格 Model	L	L1	L2	L3	L4	L5	L6	D	D1	D2	D3	d	T	T1	R	FIG	重量 KGS
BT40-SF06- 90	155.4	90	63	27	26	36	-	63	21	27	-	6	M5*0.8P	M6*1.0P	5	1	1.2
-120	185.4	120	93	27	26	36	-	63	21	27	-	6	M5*0.8P	M6*1.0P	5	2	1.5
-160	225.4	160	133	27	26	36	79	63	21	27	40	6	M5*0.8P	M6*1.0P	6	3	1.8
-200	265.4	200	173	27	26	36	119	63	21	27	40	6	M5*0.8P	M6*1.0P	6	3	2.2
-250	315.4	250	223	27	26	36	169	63	21	27	40	6	M5*0.8P	M6*1.0P	6	3	2.6
-300	365.4	300	273	27	26	36	219	63	21	27	40	6	M5*0.8P	M6*1.0P	6	3	3.1
-SF08- 90	155.4	90	63	27	26	36	-	63	21	27	-	8	M6*1.0P	M6*1.0P	5	1	1.2
-120	185.4	120	93	27	26	36	-	63	21	27	-	8	M6*1.0P	M6*1.0P	5	2	1.5
-160	225.4	160	133	27	26	36	79	63	21	27	40	8	M6*1.0P	M6*1.0P	6	3	1.8
-200	265.4	200	173	27	26	36	119	63	21	27	40	8	M6*1.0P	M6*1.0P	6	3	2.2
-250	315.4	250	223	27	26	36	169	63	21	27	40	8	M6*1.0P	M6*1.0P	6	3	2.6
-300	365.4	300	273	27	26	36	219	63	21	27	40	8	M6*1.0P	M6*1.0P	6	3	3.1
-SF10- 90	155.4	90	63	27	32	42	-	63	24	32	-	10	M8*1.0P	M6*1.0P	3	1	1.3
-120	185.4	120	93	27	32	42	-	63	24	32	-	10	M8*1.0P	M6*1.0P	10	2	1.6
-160	225.4	160	133	27	32	42	79	63	24	32	39	10	M8*1.0P	M6*1.0P	7	3	1.9
-200	265.4	200	173	27	32	42	119	63	24	32	39	10	M8*1.0P	M6*1.0P	7	3	2.3
-250	315.4	250	223	27	32	42	169	63	24	32	39	10	M8*1.0P	M6*1.0P	7	3	2.7
-300	365.4	300	273	27	32	42	219	63	24	32	39	10	M8*1.0P	M6*1.0P	7	3	3.2
-SF12- 90	155.4	90	63	27	37	47	-	63	24	32	-	12	M10*1.0P	M6*1.0P	3	1	1.3
-120	185.4	120	93	27	37	47	-	63	24	32	-	12	M10*1.0P	M6*1.0P	10	2	1.6
-160	225.4	160	133	27	37	47	79	63	24	32	39	12	M10*1.0P	M6*1.0P	7	3	1.9
-200	265.4	200	173	27	37	47	119	63	24	32	39	12	M10*1.0P	M6*1.0P	7	3	2.3
-250	315.4	250	223	27	37	47	169	63	24	32	39	12	M10*1.0P	M6*1.0P	7	3	2.7
-300	365.4	300	273	27	37	47	219	63	24	32	39	12	M10*1.0P	M6*1.0P	7	3	3.1
-SF14- 90	155.4	90	63	27	37	48	-	63	27	34	-	14	M10*1.0P	M6*1.0P	3	1	1.3
-120	185.4	120	93	27	37	47	-	63	27	34	-	14	M10*1.0P	M6*1.0P	10	2	1.6
-160	225.4	160	133	27	37	47	78	63	27	34	42	14	M10*1.0P	M6*1.0P	5	3	1.9
-200	265.4	200	173	27	37	47	118	63	27	34	42	14	M10*1.0P	M6*1.0P	5	3	2.3
-250	315.4	250	223	27	37	47	168	63	27	34	42	14	M10*1.0P	M6*1.0P	5	3	2.7
-300	365.4	300	273	27	37	47	218	63	27	34	42	14	M10*1.0P	M6*1.0P	5	3	3.1

规格说明:

BT40 - SF - 06 - 90

- 90：L1 长度 Length (L1)
- 06：刀杆直径 Diameter
- SF：功能代号 Holder type
- BT40：锥柄形式 Taper size

·BT40-SF 热缩刀柄（4.5 度标准型）

BT40-SF SHRINK FIT TOOL HOLDER (4.5 ° STANDARD VERSION)

FIG. 1

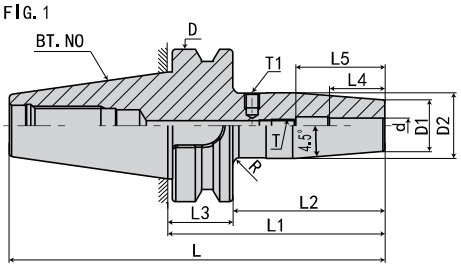

FIG. 2

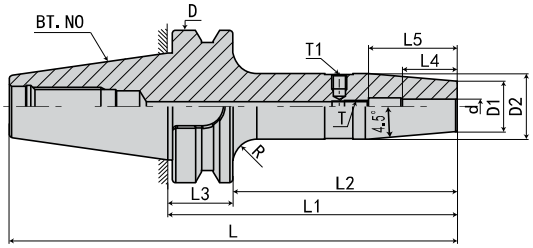

FIG. 3

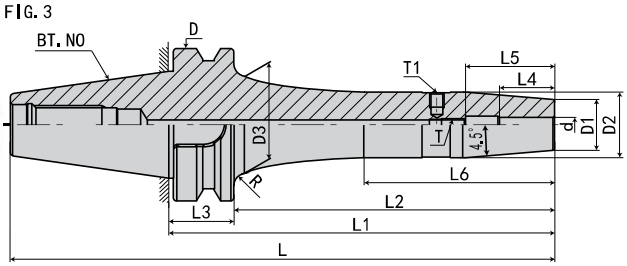

规 格 Model	L	L1	L2	L3	L4	L5	L6	D	D1	D2	D3	d	T	T1	R	FIG	重量 KGS
BT40-SF16- 90	155.4	90	63	27	40	50	-	63	27	34	-	16	M12*1.0P	M6*1.0P	3	1	1.3
-120	185.4	120	93	27	40	50	-	63	27	34	-	16	M12*1.0P	M6*1.0P	10	2	1.6
-160	225.4	160	133	27	40	50	78	63	27	34	42	16	M12*1.0P	M6*1.0P	5	3	1.9
-200	265.4	200	173	27	40	50	118	63	27	34	42	16	M12*1.0P	M6*1.0P	5	3	2.3
-250	315.4	250	223	27	40	50	168	63	27	34	42	16	M12*1.0P	M6*1.0P	5	3	2.7
-300	365.4	300	273	27	40	50	218	63	27	34	42	16	M12*1.0P	M6*1.0P	5	3	3.1
-SF18- 90	155.4	90	63	27	40	50	-	63	33	41	-	18	M12*1.0P	M6*1.0P	2	1	1.4
-120	185.4	120	93	27	40	50	-	63	33	42	-	18	M12*1.0P	M6*1.0P	5	2	1.8
-160	225.4	160	133	27	40	50	-	63	33	42	-	18	M12*1.0P	M6*1.0P	5	2	2.1
-200	265.4	200	173	27	40	50	-	63	33	42	-	18	M12*1.0P	M6*1.0P	5	2	2.4
-250	315.4	250	223	27	40	50	-	63	33	42	-	18	M12*1.0P	M6*1.0P	5	2	2.8
-300	365.4	300	273	27	40	50	-	63	33	42	-	18	M12*1.0P	M6*1.0P	5	2	3.2
-SF20- 90	155.4	90	63	27	42	50	-	63	33	41	-	20	M16*1.0P	M6*1.0P	2	1	1.4
-120	185.4	120	93	27	42	50	-	63	33	42	-	20	M16*1.0P	M6*1.0P	5	2	1.8
-160	225.4	160	133	27	42	50	-	63	33	42	-	20	M16*1.0P	M6*1.0P	5	2	2.1
-200	265.4	200	173	27	42	50	-	63	33	42	-	20	M16*1.0P	M6*1.0P	5	2	2.4
-250	315.4	250	223	27	42	52	-	63	33	42	-	20	M16*1.0P	M6*1.0P	5	2	2.8
-300	365.4	300	273	27	42	52	-	63	33	42	-	20	M16*1.0P	M6*1.0P	5	2	3.2
-SF25-100	155.4	90	63	27	48	58	-	63	44	53	-	25	M16*1.0P	M6*1.0P	2	1	2.1
-120	185.4	120	93	27	48	58	-	63	44	53	-	25	M16*1.0P	M6*1.0P	2	2	2.3
-160	225.4	160	133	27	48	58	-	63	44	53	-	25	M16*1.0P	M6*1.0P	2	2	2.6
-200	265.4	200	173	27	48	58	-	63	44	53	-	25	M16*1.0P	M6*1.0P	2	2	3.1
-250	315.4	250	223	27	48	58	-	63	44	53	-	25	M16*1.0P	M6*1.0P	2	2	3.6
-300	365.4	300	273	27	48	58	-	63	44	53	-	25	M16*1.0P	M6*1.0P	2	2	4.1
-SF32-100	155.4	90	63	27	52	62	-	63	44	53	-	32	M16*1.0P	M6*1.0P	2	1	2.1
-120	185.4	120	93	27	52	62	-	63	44	53	-	32	M16*1.0P	M6*1.0P	2	2	2.3
-160	225.4	160	133	27	52	62	-	63	44	53	-	32	M16*1.0P	M6*1.0P	2	2	2.6
-200	265.4	200	173	27	52	62	-	63	44	53	-	32	M16*1.0P	M6*1.0P	2	2	3.1
-250	315.4	250	223	27	52	62	-	63	44	53	-	32	M16*1.0P	M6*1.0P	2	2	3.6
-300	365.4	300	273	27	52	62	-	63	44	53	-	32	M16*1.0P	M6*1.0P	2	2	4.1

规格说明:

BT40 - SF - 16 - 90

- L1 长度 Length (L1)
- 刀杆直径 Diameter
- 功能代号 Holder type
- 锥柄形式 Taper size

·BT50-SF 热缩刀柄（4.5 度标准型）

BT50-SF SHRINK FIT TOOL HOLDER (4.5° STANDARD VERSION)

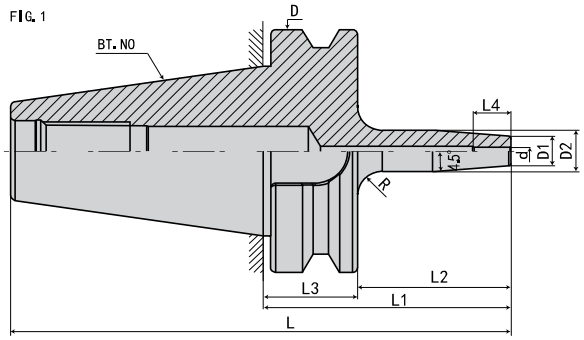

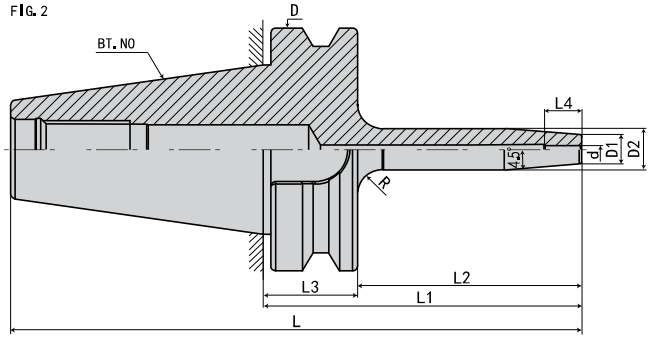

规 格 Model	L	L1	L2	L3	L4	D	D1	D2	d	R	FIG	重量 KGS
BT50-SF03-100	201.8	100	62	38	12	100	15	20	3	10	1	3.7
-120	221.8	120	82	38	12	100	15	20	3	10	2	3.9
-160	261.8	160	122	38	12	100	15	25	3	10	2	4.2
-SF04-100	201.8	100	62	38	16	100	15	20	4	10	1	3.7
-120	221.8	120	82	38	16	100	15	20	4	10	2	3.9
-160	261.8	160	122	38	16	100	15	25	4	10	2	4.2
-SF05-100	201.8	100	62	38	18	100	15	20	5	10	1	3.7
-120	221.8	120	82	38	18	100	15	20	5	10	2	3.9
-160	261.8	160	122	38	18	100	15	25	5	10	2	4.2

规格说明:

BT50 - SF - 03 - 100

- L1 长度 Length (L1)
- 刀杆直径 Diameter
- 功能代号 Holder type
- 锥柄形式 Taper size

·BT50-SF 热缩刀柄（4.5 度标准型）

BT50-SF SHRINK FIT TOOL HOLDER (4.5 ° STANDARD VERSION)

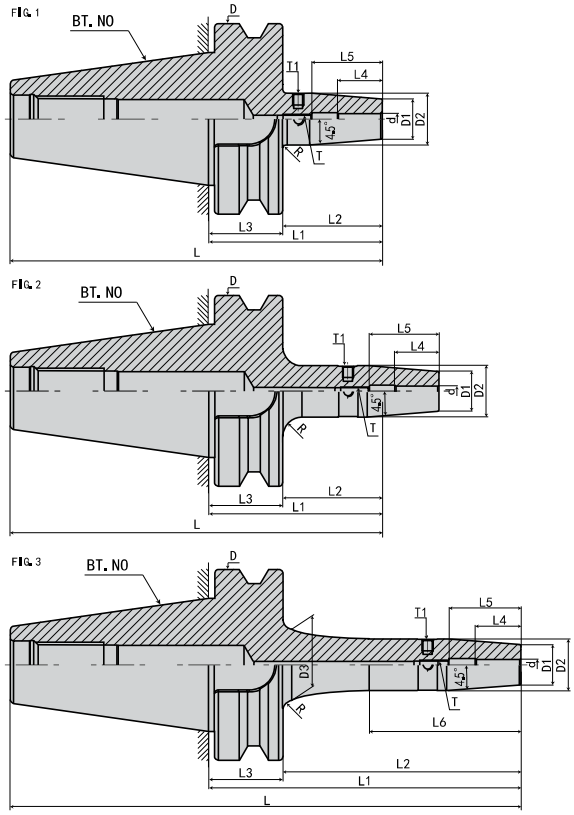

规 格 Model	L	L1	L2	L3	L4	L5	L6	D	D1	D2	D3	d	T	T1	R	FIG	重量 KGS
BT50-SF06-100	201.8	100	62	38	26	36	-	100	21	27	-	6	M5*0.8P	M6*1.0P	2	1	3.7
-120	221.8	120	82	38	26	36	-	100	21	27	-	6	M5*0.8P	M6*1.0P	12	2	3.9
-160	2618	160	122	38	26	36	58	100	21	27	39	6	M5*0.8P	M6*1.0P	12	3	4.2
-200	301.8	200	162	38	26	36	92	100	21	27	42	6	M5*0.8P	M6*1.0P	12	3	5.8
-250	351.8	250	212	38	26	36	142	100	21	27	42	6	M5*0.8P	M6*1.0P	12	3	7.4
-300	401.8	300	262	38	26	36	192	100	21	27	42	6	M5*0.8P	M6*1.0P	12	3	8.9
-SF08-100	201.8	100	62	38	26	36	-	100	21	27	-	8	M6*1.0P	M6*1.0P	2	1	3.8
-120	221.8	120	82	38	26	36	-	100	21	27	-	8	M6*1.0P	M6*1.0P	12	2	3.9
-160	2618	160	122	38	26	36	58	100	21	27	39	8	M6*1.0P	M6*1.0P	12	3	4.2
-200	301.8	200	162	38	26	36	92	100	21	27	42	8	M6*1.0P	M6*1.0P	12	3	5.8
-250	351.8	250	212	38	26	36	142	100	21	27	42	8	M6*1.0P	M6*1.0P	12	3	7.4
-300	401.8	300	262	38	26	36	192	100	21	27	42	6	M5*0.8P	M6*1.0P	12	3	8.9
-SF10-100	201.8	100	62	38	32	42	-	100	24	32	-	10	M8*1.0P	M6*1.0P	2	1	3.9
-120	221.8	120	82	38	32	42	-	100	24	32	-	10	M8*1.0P	M6*1.0P	10	2	4.1
-160	2618	160	122	38	32	42	72	100	24	32	38	10	M8*1.0P	M6*1.0P	15	3	4.3
-200	301.8	200	162	38	32	42	107	100	24	32	39	10	M8*1.0P	M6*1.0P	15	3	5.9
-250	351.8	250	212	38	32	42	127	100	24	32	39	10	M8*1.0P	M6*1.0P	15	3	7.5
-300	401.8	300	262	38	32	42	207	100	21	27	39	10	M5*0.8P	M6*1.0P	15	3	8.9
-SF12-100	201.8	100	62	38	37	47	-	100	24	32	-	12	M10*1.0P	M6*1.0P	2	1	3.9
-120	221.8	120	82	38	37	47	-	100	24	32	-	12	M10*1.0P	M6*1.0P	10	2	4.1
-160	2618	160	122	38	37	47	72	100	24	32	38	12	M10*1.0P	M6*1.0P	15	3	4.3
-200	301.8	200	162	38	37	47	107	100	24	32	39	12	M10*1.0P	M6*1.0P	15	3	5.9
-250	351.8	250	212	38	37	47	157	100	24	32	39	12	M10*1.0P	M6*1.0P	15	3	7.5
-300	401.8	300	262	38	37	47	207	100	24	32	39	12	M10*1.0P	M6*1.0P	15	3	9.1
-SF14-100	201.8	100	62	38	37	47	-	100	27	34	-	14	M10*1.0P	M6*1.0P	4	1	3.9
-120	221.8	120	82	38	37	47	-	100	27	34	-	14	M10*1.0P	M6*1.0P	10	2	4.1
-160	2618	160	122	38	37	47	67	100	27	34	41	14	M10*1.0P	M6*1.0P	15	3	4.3
-200	301.8	200	162	38	37	47	107	100	27	34	41	14	M10*1.0P	M6*1.0P	15	3	5.9
-250	351.8	250	212	38	37	47	157	100	27	34	41	14	M10*1.0P	M6*1.0P	15	3	7.5
-300	401.8	300	262	38	26	36	207	100	27	34	41	14	M10*1.0P	M6*1.0P	15	3	9.1

规格说明:

BT50 - SF - 06 - 100

- L1 长度 Length (L1)
- 刀杆直径 Diameter
- 功能代号 Holder type
- 锥柄形式 Taper size

·BT50-SF 热缩刀柄（4.5 度标准型）

BT50-SF SHRINK FIT TOOL HOLDER (4.5 ° STANDARD VERSION)

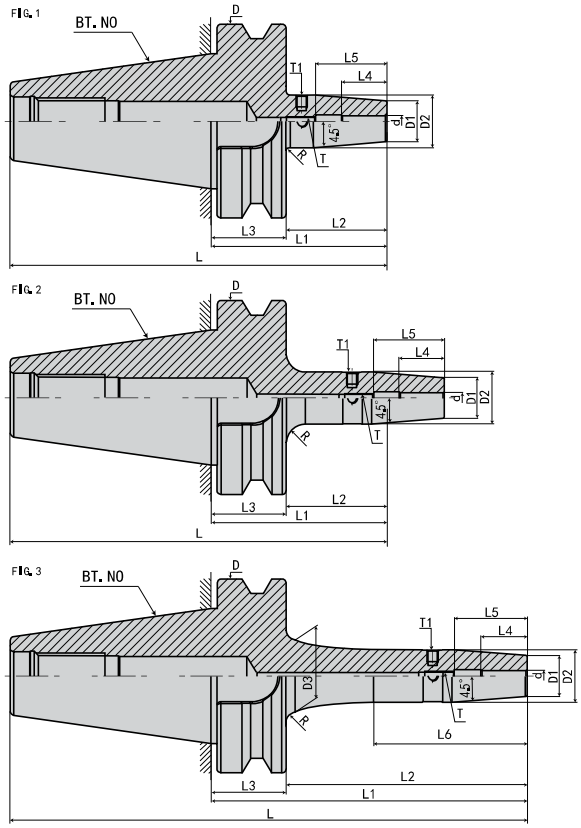

规 格 Model	L	L1	L2	L3	L4	L5	L6	D	D1	D2	D3	d	T	T1	R	FIG	重量 KGS
BT50-SF16-100	201.8	100	62	38	40	50	-	100	27	34	-	16	M12*1.0P	M6*1.0P	4	1	3.9
-120	221.8	120	82	38	40	50	-	100	27	34	-	16	M12*1.0P	M6*1.0P	10	2	4.1
-160	2618	160	122	38	40	50	67	100	27	34	41	16	M12*1.0P	M6*1.0P	15	3	4.3
-200	301.8	200	162	38	40	50	107	100	27	34	41	16	M12*1.0P	M6*1.0P	15	3	5.9
-250	351.8	250	212	38	40	50	157	100	27	34	41	16	M12*1.0P	M6*1.0P	15	3	7.5
-300	401.8	300	262	38	40	50	207	100	27	34	41	16	M5*0.8P	M6*1.0P	15	3	9.1
-SF18-100	201.8	100	62	38	40	50	-	100	33	42	-	18	M12*1.0P	M6*1.0P	3	1	4.1
-120	221.8	120	82	38	40	50	-	100	33	42	-	18	M12*1.0P	M6*1.0P	4	2	4.2
-160	2618	160	122	38	40	50	77	100	33	42	47	18	M12*1.0P	M6*1.0P	12	3	4.4
-200	301.8	200	162	38	40	50	107	100	33	42	50	18	M12*1.0P	M6*1.0P	12	3	6.1
-250	351.8	250	212	38	40	50	157	100	33	42	50	18	M12*1.0P	M6*1.0P	12	3	7.8
-300	401.8	300	262	38	40	50	207	100	27	34	50	18	M5*0.8P	M6*1.0P	12	3	9.4
-SF20-100	201.8	100	62	38	42	52	-	100	33	42	-	20	M16*1.0P	M6*1.0P	3	1	4.1
-120	221.8	120	82	38	42	52	-	100	33	42	-	20	M16*1.0P	M6*1.0P	4	2	4.2
-160	2618	160	122	38	42	52	77	100	33	42	47	20	M16*1.0P	M6*1.0P	12	3	4.4
-200	301.8	200	162	38	42	52	107	100	33	42	50	20	M16*1.0P	M6*1.0P	12	3	6.1
-250	351.8	250	212	38	42	52	157	100	33	42	50	20	M16*1.0P	M6*1.0P	12	3	7.8
-300	401.8	300	262	38	42	52	207	100	33	42	50	18	M5*0.8P	M6*1.0P	12	3	9.4
-SF25-110	211.8	110	72	38	48	58	-	100	44	53	-	25	M16*1.0P	M6*1.0P	1	1	4.5
-120	221.8	120	82	38	48	58	-	100	44	53	-	25	M16*1.0P	M6*1.0P	3	2	4.7
-160	2618	160	122	38	48	58	79	100	44	53	57	25	M16*1.0P	M6*1.0P	8	3	5.1
-200	301.8	200	162	38	48	58	107	100	44	53	61	25	M16*1.0P	M6*1.0P	8	3	6.1
-250	351.8	250	212	38	48	58	157	100	44	53	61	25	M16*1.0P	M6*1.0P	8	3	7.8
-300	401.8	300	262	38	48	58	207	100	44	53	61	25	M16*1.0P	M6*1.0P	8	3	9.7
-SF32-110	211.8	110	72	38	52	62	-	100	44	53	-	32	M16*1.0P	M6*1.0P	1	1	4.5
-120	221.8	120	82	38	52	62	-	100	44	53	-	32	M16*1.0P	M6*1.0P	3	2	4.7
-160	2618	160	122	38	52	62	79	100	44	53	57	32	M16*1.0P	M6*1.0P	8	3	5.1
-200	301.8	200	162	38	52	62	107	100	44	53	61	32	M16*1.0P	M6*1.0P	8	3	6.1
-250	351.8	250	212	38	52	62	157	100	44	53	61	32	M16*1.0P	M6*1.0P	8	3	7.8
-300	401.8	300	262	38	52	62	207	100	44	53	61	32	M16*1.0P	M6*1.0P	8	3	9.7

规格说明:

BT50 - SF - 16 - 100

- L1 长度 Length (L1)
- 刀杆直径 Diameter
- 功能代号 Holder type
- 锥柄形式 Taper size

·BT30-SFS 热缩刀柄（3 度细长型）

BT30-SFS SHRINK CHUCK（3° C SLENDER TYPE）

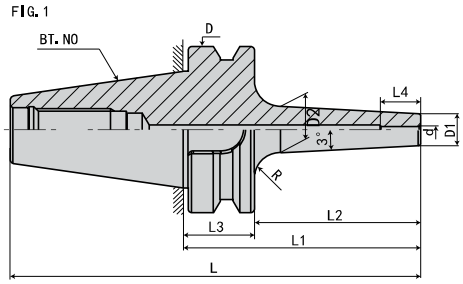

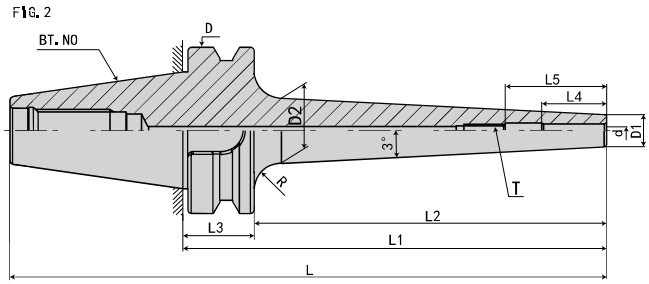

规 格 Model	L	L1	L2	L3	L4	L5	D	D1	D2	d	T	R 大圆弧	FIG	重量 KGS
BT30-SFS03- 80	128.4	80	58	22	12	-	46	7	13	3	-	5	1	0.6
-120	168.4	120	98	22	12	-	46	7	17	3	-	5	2	0.9
-SFS04- 80	128.4	80	58	22	16	-	46	8	14	4	-	5	1	0.6
-120	168.4	120	98	22	16	-	46	8	18	4	-	5	2	0.9
-SFS05- 80	128.4	80	58	22	18	-	46	9	15	5	-	5	1	0.6
-120	168.4	120	98	22	18	-	46	9	19	5	-	5	2	0.9
-SFS06- 80	128.4	80	58	22	26	36	46	10	16	6	M5*0.8P	5	1	0.7
-120	168.4	120	98	22	26	36	46	10	20	6	M5*0.8P	5	2	1
-SFS08- 80	128.4	80	58	22	26	36	46	12	16	8	M6*1.0P	5	1	0.7
-120	168.4	120	98	22	26	36	46	12	20	8	M6*1.0P	5	2	1
-SFS10- 80	128.4	80	58	22	32	42	46	14	16	10	M8*1.0P	5	1	0.8
-120	168.4	120	98	22	32	42	46	14	20	10	M8*1.0P	5	2	1.1
-SFS12- 80	128.4	80	58	22	37	47	46	16	22	12	M10*1.0P	5	1	0.8
-120	168.4	120	98	22	37	47	46	16	26	12	M10*1.0P	5	2	1.1
- SFS14- 80	128.4	80	58	22	37	47	46	18	24	14	M10*1.0P	5	1	1
-120	168.4	120	98	22	37	47	46	18	28	14	M10*1.0P	5	2	1.2
-SFS16- 80	128.4	80	58	22	40	50	46	22	28	16	M12*1.0P	5	1	1
-120	168.4	120	98	22	40	50	46	22	31	16	M12*1.0P	5	2	1.2

规格说明:

BT30 - SFS - 03 - 80

- L1 长度 Length（L1）
- 刀杆直径 Diameter
- 功能代号 Holder type
- 锥柄形式 Taper size

·BT40-SFS 热缩刀柄（3 度细长型）

BT40-SFS SHRINK CHUCK（3° C SLENDER TYPE）

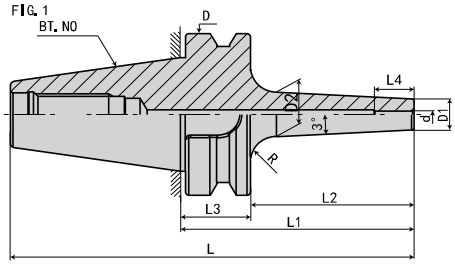

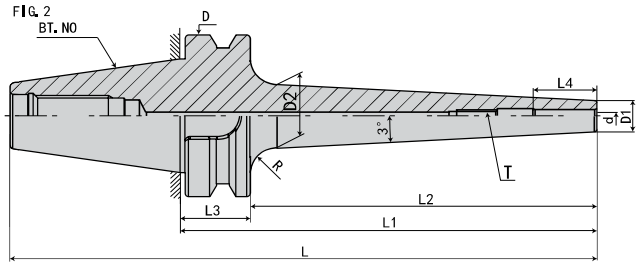

规 格 Model	L	L1	L2	L3	L4	D	D1	D2	d	R 大圆弧	FIG	重量 KGS
BT40-SFS03- 90	155.4	90	63	27	12	63	9	15	3	10	1	1
-120	185.4	120	93	27	12	63	9	16	3	10	2	1.1
-160	225.4	160	133	27	12	63	9	19	3	10	2	1.2
-200	265.4	200	173	27	12	63	9	22	3	10	2	1.2
-SFS04- 90	155.4	90	63	27	16	63	10	16	4	10	1	1
-120	185.4	120	93	27	16	63	10	17	4	10	2	1.1
-160	225.4	160	133	27	16	63	10	20	4	10	2	1.2
-200	265.4	200	173	27	16	63	10	23	4	10	2	1.3
-SFS05- 90	155.4	90	63	27	18	63	11	17	5	10	1	1.1
-120	185.4	120	93	27	18	63	11	18	5	10	2	1.1
-160	225.4	160	133	27	18	63	11	21	5	10	2	1.2
-200	265.4	200	173	27	18	63	11	24	5	10	2	1.3

规格说明:

BT40 - SFS - 03 - 90

- L1 长度 Length（L1）
- 刀杆直径 Diameter
- 功能代号 Holder type
- 锥柄形式 Taper size

·BT40-SFS 热缩刀柄（3 度细长型）

BT40-SFS SHRINK CHUCK（3° C SLENDER TYPE）

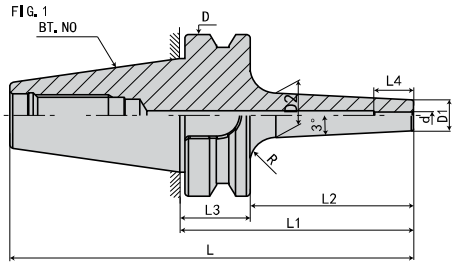

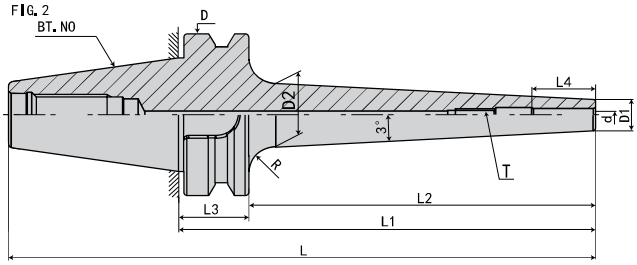

规 格 Model	L	L1	L2	L3	L4	L5	D	D1	D2	d	T	R 大圆弧	FIG	重量 KGS
BT40-SFS06- 90	155.4	90	63	27	26	36	63	12	18	6	M5*0.8P	10	1	1.1
-120	185.4	120	93	27	26	36	63	12	21	6	M5*0.8P	10	2	1.1
-160	225.4	160	133	27	26	36	63	12	24	6	M5*0.8P	10	2	1.2
-200	265.4	200	173	27	26	36	63	12	27	6	M5*0.8P	10	2	1.3
-250	315.4	250	223	27	26	36	63	12		6	M5*0.8P	10	2	1.4
-SFS08- 90	155.4	90	63	27	26	36	63	14	20	8	M6*1.0P	10	1	1.1
-120	185.4	120	93	27	26	36	63	14	23	8	M6*1.0P	10	2	1.2
-160	225.4	160	133	27	26	36	63	14	26	8	M6*1.0P	10	2	1.3
-200	265.4	200	173	27	26	36	63	14	29	8	M6*1.0P	10	2	1.4
-250	315.4	250	223	27	26	36	63	14		8	M6*1.0P	10	2	1.5
-SFS10- 90	155.4	90	63	27	32	42	63	16	22	10	M8*1.0P	10	1	1.1
-120	185.4	120	93	27	32	42	63	16	25	10	M8*1.0P	10	2	1.2
-160	225.4	160	133	27	32	42	63	16	28	10	M8*1.0P	10	2	1.3
-200	265.4	200	173	27	32	42	63	16	31	10	M8*1.0P	10	2	1.5
-250	315.4	250	223	27	32	42	63	16		10	M8*1.0P	10	2	1.7
-SFS12- 90	155.4	90	63	27	37	47	63	18	24	12	M10*1.0P	10	1	1.1
-120	185.4	120	93	27	37	47	63	18	27	12	M10*1.0P	10	2	1.2
-160	225.4	160	133	27	37	47	63	18	30	12	M10*1.0P	10	2	1.4
-200	265.4	200	173	27	37	47	63	18	33	12	M10*1.0P	10	2	1.6
-250	315.4	250	223	27	37	47	63	18		12	M10*1.0P	10	2	1.8

规格说明:

BT40 - SFS - 06 - 90

- 90：L1 长度 Length（L1）
- 06：刀杆直径 Diameter
- SFS：功能代号 Holder type
- BT40：锥柄形式 Taper size

·BT40-SFS 热缩刀柄（3 度细长型）

BT40-SFS SHRINK CHUCK（3° C SLENDER TYPE）

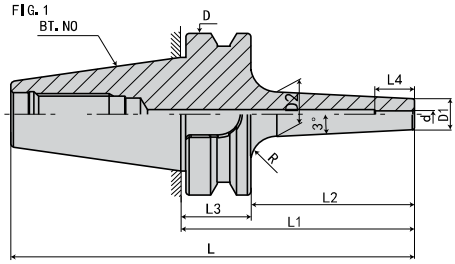

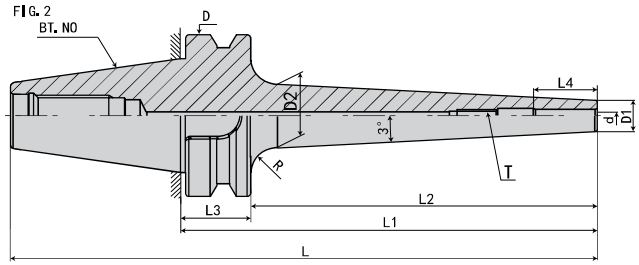

规 格 Model	L	L1	L2	L3	L4	L5	D	D1	D2	d	T	R 大圆弧	FIG	重量 KGS
-SFS14- 90	155.4	90	63	27	37	47	63	20	26	14	M10*1.0P	10	1	1.1
-120	185.4	120	93	27	37	47	63	20	29	14	M10*1.0P	10	2	1.3
-160	225.4	160	133	27	37	47	63	20	32	14	M10*1.0P	10	2	1.5
-200	265.4	200	173	27	37	47	63	20	35	14	M10*1.0P	10	2	1.7
-250	315.4	250	223	27	37	47	63	20		14	M10*1.0P	10	2	1.9
-SFS16- 90	155.4	90	63	27	40	50	63	22	28	16	M12*1.0P	10	1	1.2
-120	185.4	120	93	27	40	50	63	22	31	16	M12*1.0P	10	2	1.3
-160	225.4	160	133	27	40	50	63	22	34	16	M12*1.0P	10	2	1.5
-200	265.4	200	173	27	40	50	63	22	37	16	M12*1.0P	10	2	1.8
-250	315.4	250	223	27	40	50	63	22		16	M12*1.0P	10	2	2
-SFS18- 90	155.4	90	63	27	40	50	63	24	30	18	M12*1.0P	10	1	1.2
-120	185.4	120	93	27	40	50	63	24	33	18	M12*1.0P	10	2	1.3
-160	225.4	160	133	27	40	50	63	24	36	18	M12*1.0P	10	2	1.6
-200	265.4	200	173	27	40	50	63	24	39	18	M12*1.0P	10	2	1.9
-250	315.4	250	223	27	40	50	63	24		18	M12*1.0P	10	2	2.1
-SFS20- 90	155.4	90	63	27	42	52	63	26	32	20	M16*1.0P	10	1	1.2
-120	185.4	120	93	27	42	52	63	26	35	20	M16*1.0P	10	2	1.3
-160	225.4	160	133	27	42	52	63	26	38	20	M16*1.0P	10	2	1.7
-200	265.4	200	173	27	42	52	63	26	41	20	M16*1.0P	10	2	2
-250	315.4	250	223	27	42	52	63	26		20	M16*1.0P	10	2	2.2

规格说明:

BT40 - SFS - 14 - 90

- L1 长度 Length（L1）
- 刀杆直径 Diameter
- 功能代号 Holder type
- 锥柄形式 Taper size

·BT50-SFS 热缩刀柄（3 度细长型）

BT50-SFS SHRINK CHUCK（3° C SLENDER TYPE）

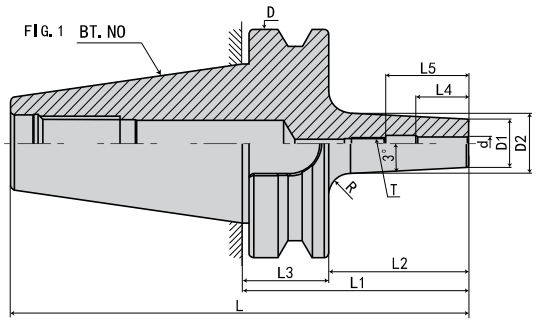

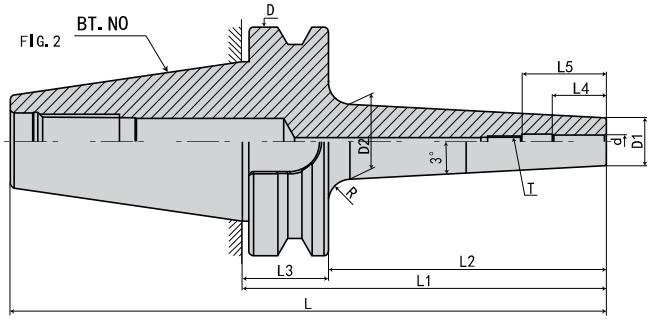

规 格 Model	L	L1	L2	L3	L4	L5	D	D1	D2	d	T	R 大圆弧	FIG	重量 KGS
BT50-SFS06-100	201.8	100	62	38	26	36	100	12	18	6	M5*0.8P	10	1	3.8
-120	221.8	120	82	38	26	36	100	12	20	6	M5*0.8P	10	1	3.9
-160	162.8	160	122	38	26	36	100	12	24	6	M5*0.8P	10	2	4.2
-200	301.8	200	162	38	26	36	100	12	28	6	M5*0.8P	10	2	5.8
-250	351.8	250	212	38	26	36	100	12		6	M5*0.8P	10	2	7.2
-SFS08-100	201.8	100	62	38	26	36	100	14	20	8	M6*1.0P	10	1	3.8
-120	221.8	120	82	38	26	36	100	14	22	8	M6*1.0P	10	1	3.9
-160	162.8	160	122	38	26	36	100	14	26	8	M6*1.0P	10	2	4.2
-200	301.8	200	162	38	26	36	100	14	30	8	M6*1.0P	10	2	5.8
-250	351.8	250	212	38	26	36	100	14		8	M6*1.0P	10	2	7.2
-SFS10-100	201.8	100	62	38	32	42	100	16	22	10	M8*1.0P	10	1	3.9
-120	221.8	120	82	38	32	42	100	16	24	10	M8*1.0P	10	1	4.1
-160	162.8	160	122	38	32	42	100	16	28	10	M8*1.0P	10	2	4.3
-200	301.8	200	162	38	32	42	100	16	32	10	M8*1.0P	10	2	5.9
-250	351.8	250	212	38	32	42	100	16		10	M8*1.0P	10	2	7.6
-SFS12-100	201.8	100	62	38	37	47	100	18	24	12	M10*1.0P	10	1	3.9
-120	221.8	120	82	38	37	47	100	18	26	12	M10*1.0P	10	1	4.1
-160	162.8	160	122	38	37	47	100	18	30	12	M10*1.0P	10	2	4.3
-200	301.8	200	162	38	37	47	100	18	34	12	M10*1.0P	10	2	5.9
-250	351.8	250	212	38	37	47	100	18		12	M10*1.0P	10	2	7.6

规格说明:

BT50 - SFS - 06 - 100

- L1 长度 Length（L1）
- 刀杆直径 Diameter
- 功能代号 Holder type
- 锥柄形式 Taper size

·BT50-SFS 热缩刀柄（3 度细长型） BT50-SFS SHRINK CHUCK（3° C SLENDER TYPE）

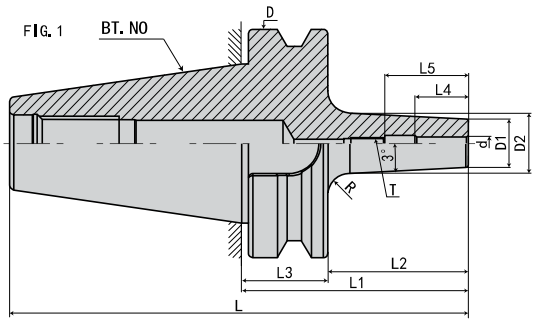

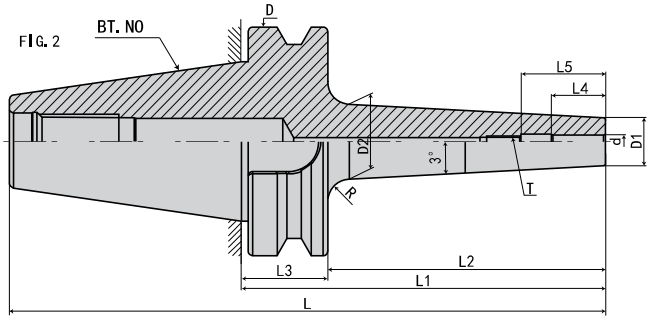

规 格 Model	L	L1	L2	L3	L4	L5	D	D1	D2	d	T	R 大圆弧	FIG	重量 KGS
BT50 -SFS14-100	201.8	100	62	38	37	47	100	20	26	14	M10*1.0P	10	1	3.9
-120	221.8	120	82	38	37	47	100	20	28	14	M10*1.0P	10	1	4.1
-160	162.8	160	122	38	37	47	100	20	32	14	M10*1.0P	10	2	4.3
-200	301.8	200	162	38	37	47	100	20	36	14	M10*1.0P	10	2	5.9
-250	351.8	250	212	38	37	47	100	20		14	M10*1.0P	10	2	7.6
-SFS16-100	201.8	100	62	38	40	50	100	22	28	16	M12*1.0P	10	1	4
-120	221.8	120	82	38	40	50	100	22	30	16	M12*1.0P	10	1	4.2
-160	162.8	160	122	38	40	50	100	22	34	16	M12*1.0P	10	2	4.4
-200	301.8	200	162	38	40	50	100	22	38	16	M12*1.0P	10	2	6
-250	351.8	250	212	38	40	50	100	22		16	M12*1.0P	10	2	7.7
-SFS18-100	201.8	100	62	38	40	50	100	24	30	18	M12*1.0P	10	1	4
-120	221.8	120	82	38	40	50	100	24	32	18	M12*1.0P	10	1	4.2
-160	162.8	160	122	38	40	50	100	24	36	18	M12*1.0P	10	2	4.4
-200	301.8	200	162	38	40	50	100	24	40	18	M12*1.0P	10	2	6
-250	351.8	250	212	38	40	50	100	24		18	M12*1.0P	10	2	7.7
-SFS20-100	201.8	100	62	38	42	52	100	26	32	20	M16*1.0P	10	1	4.1
-120	221.8	120	82	38	42	52	100	26	34	20	M16*1.0P	10	1	4.3
-160	162.8	160	122	38	42	52	100	26	38	20	M16*1.0P	10	2	4.4
-200	301.8	200	162	38	42	52	100	26	42	20	M16*1.0P	10	2	6.1
-250	351.8	250	212	38	42	52	100	26		20	M16*1.0P	10	2	7.8

规格说明:

BT50 - SFS - 14 - 100

- L1 长度 Length（L1）
- 刀杆直径 Diameter
- 功能代号 Holder type
- 锥柄形式 Taper size

·BT30-SFK 热缩刀柄 (4.5°通水型)

BT30-SFK SHRINK CHUCK（4.5° SHRINK-FIT COOLANT TYPE）

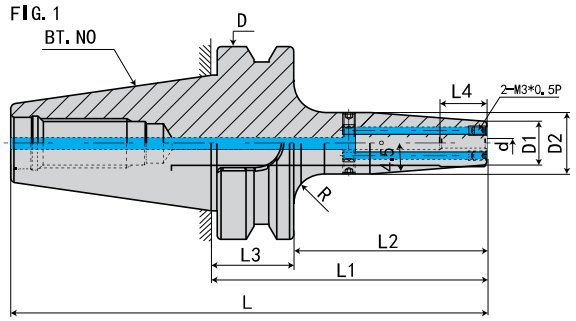

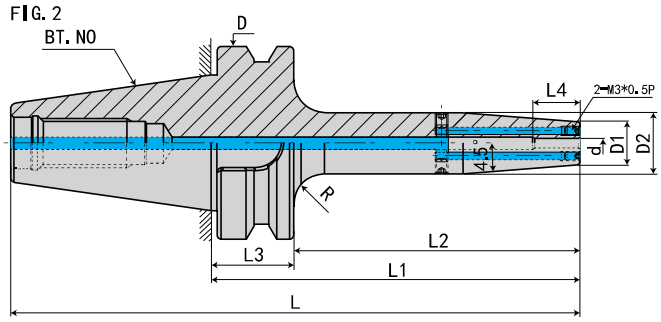

规 格 Model	L	L1	L2	L3	L4	D	D1	D2	d	R	FIG	重量 KGS
BT30-SF03- 80K	128.4	80	58	22	12	46	15	20	3	5	1	0.6
-SF04- 80K	128.4	80	58	22	16	46	15	20	4	5	1	0.6
-120K	168.4	120	98	22	16	46	15	20	4	5	2	0.7
-SF05- 80K	128.4	80	58	22	18	46	15	20	5	5	1	0.6
-120K	168.4	120	98	22	18	46	15	20	5	5	2	0.7

规格说明:

BT30 - SF - 03 - 80K

- 80K：L1 长度 Length（L1）
- 03：刀杆直径 Diameter
- SF：功能代号 Holder type
- BT30：锥柄形式 Taper size

·BT30-SFK 热缩刀柄 (4.5°通水型)

BT30-SFK SHRINK CHUCK（4.5° SHRINK-FIT COOLANT TYPE）

FIG. 1

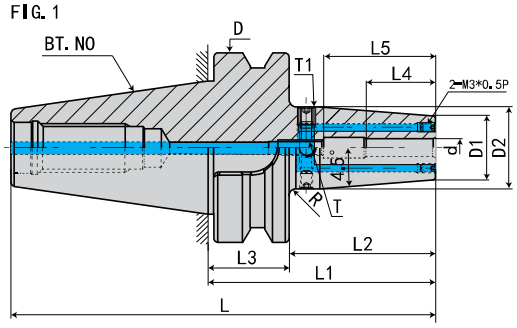

FIG. 2

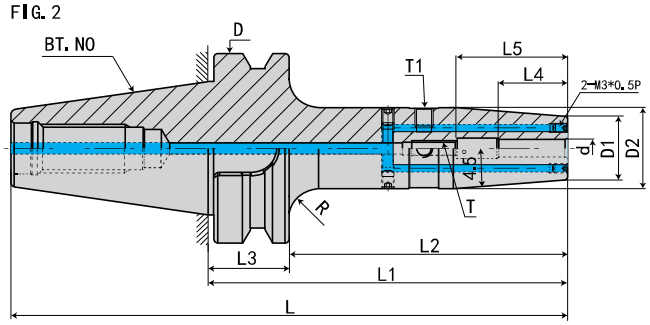

规 格 Model	L	L1	L2	L3	L4	L5	D	D1	D2	d	T	T1	R	FIG	重量 KGS
BT30-SF06- 80K	128.4	80	58	22	26	36	46	21	27	6	M5*0.8P	M6*1.0P	1	1	0.7
-120K	168.4	120	98	22	26	36	46	21	27	6	M5*0.8P	M6*1.0P	5	2	0.9
-SF08- 80K	128.4	80	58	22	26	36	46	21	27	8	M6*1.0P	M6*1.0P	1	1	0.7
-120K	168.4	120	98	22	26	36	46	21	27	8	M6*1.0P	M6*1.0P	5	2	0.9
-SF10- 80K	128.4	80	58	22	32	42	46	24	32	10	M8*1.0P	M6*1.0P	1	1	0.8
-120K	168.4	120	98	22	32	42	46	24	32	10	M8*1.0P	M6*1.0P	5	2	1.1
-SF12- 80K	128.4	80	58	22	37	47	46	24	32	12	M10*1.0P	M6*1.0P	1	1	0.8
-120K	168.4	120	98	22	37	47	46	24	32	12	M10*1.0P	M6*1.0P	5	2	1.1
-SF14- 80K	128.4	80	58	22	37	47	46	27	34	14	M10*1.0P	M6*1.0P	1	1	0.8
-120K	168.4	120	98	22	37	47	46	27	34	14	M10*1.0P	M6*1.0P	3	2	1.1
-SF16- 90K	138.4	90	68	22	40	50	46	27	34	16	M12*1.0P	M6*1.0P	1	1	0.8
-120K	168.4	120	98	22	40	50	46	27	34	16	M12*1.0P	M6*1.0P	3	2	1.1
-SF18- 90K	138.4	90	68	22	40	50	46	33	42	18	M12*1.0P	M6*1.0P	1	1	1
-120K	168.4	120	98	22	40	50	46	33	42	18	M12*1.0P	M6*1.0P	1	2	1.5
-SF20- 90K	138.4	90	68	22	42	52	46	33	42	20	M16*1.0P	M6*1.0P	1	1	1
-120K	168.4	120	98	22	42	52	46	33	42	20	M16*1.0P	M6*1.0P	1	2	1.5

规格说明:

BT30 - SF - 06 - 80K

- L1 长度 Length（L1）
- 刀杆直径 Diameter
- 功能代号 Holder type
- 锥柄形式 Taper size

·BT40-SFK 热缩刀柄 (4.5°通水型)

BT40-SFK SHRINK CHUCK（4.5° SHRINK-FIT COOLANT TYPE）

FIG. 1

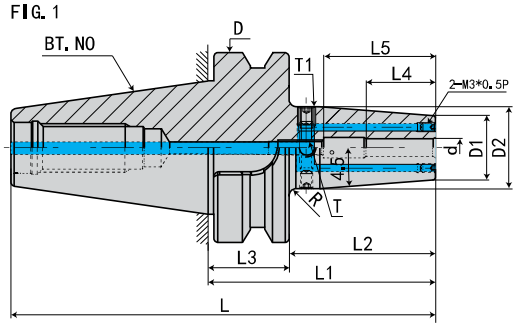

FIG. 2

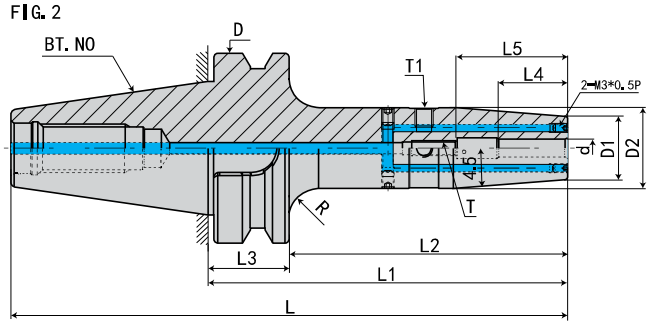

规 格 Model	L	L1	L2	L3	L4	D	D1	D2	d	R	FIG	重量 KGS
BT40-SF03- 90K	155.4	90	63	27	12	63	15	20	3	5	1	1.1
-120K	185.4	120	93	27	12	63	15	20	3	5	2	1.2
-160K	225.4	160	133	27	12	63	15	25	3	5	2	1.3
-SF04- 90K	155.4	90	63	27	16	63	15	20	4	5	1	1.1
-120K	185.4	120	93	27	16	63	15	20	4	5	2	1.2
-160K	225.4	160	133	27	16	63	15	25	4	5	2	1.3
-SF05- 90K	155.4	90	63	27	18	63	15	20	5	5	1	1.1
-120K	185.4	120	93	27	18	63	15	20	5	5	2	1.2
-160K	225.4	160	133	27	18	63	15	25	5	5	2	1.3

规格说明:

BT40 - SF - 03 - 90K

- L1 长度 Length（L1）
- 刀杆直径 Diameter
- 功能代号 Holder type
- 锥柄形式 Taper size

·BT40-SFK 热缩刀柄 (4.5°通水型)

BT40-SFK SHRINK CHUCK（4.5° SHRINK-FIT COOLANT TYPE）



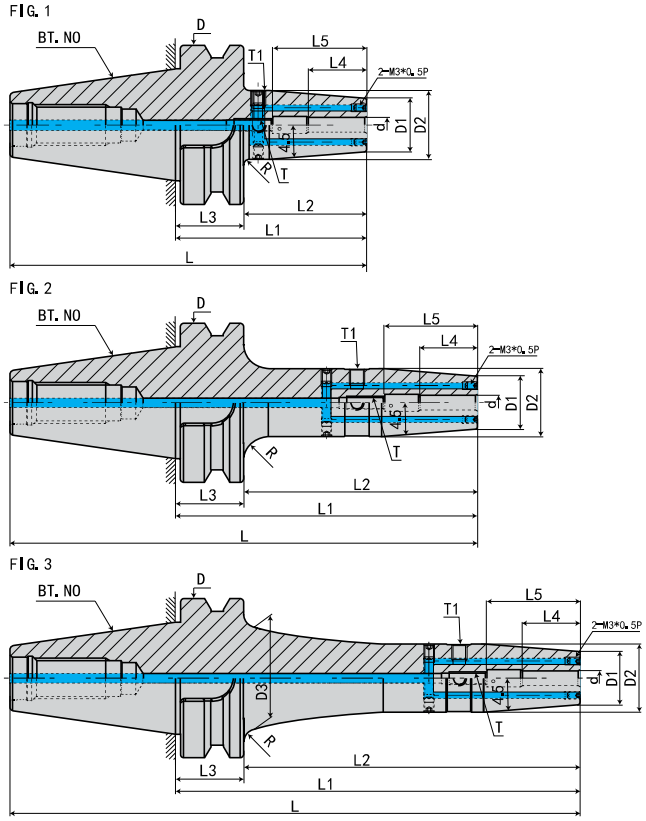

规 格 Model	L	L1	L2	L3	L4	L5	L6	D	D1	D2	D3	d	T	T1	R	FIG	重量 KGS
BT40-SF06- 90K	155.4	90	63	27	26	36	-	63	21	27	-	6	M5*0.8P	M6*1.0P	5	1	1.2
-120K	185.4	120	93	27	26	36	-	63	21	27	-	6	M5*0.8P	M6*1.0P	5	2	1.5
-160K	225.4	160	133	27	26	36	79	63	21	27	40	6	M5*0.8P	M6*1.0P	6	3	1.8
-200K	265.4	200	173	27	26	36	119	63	21	27	40	6	M5*0.8P	M6*1.0P	6	3	2.2
-250K	315.4	250	223	27	26	36	169	63	21	27	40	6	M5*0.8P	M6*1.0P	6	3	2.6
-300K	365.4	300	273	27	26	36	219	63	21	27	40	6	M5*0.8P	M6*1.0P	6	3	3.1
-SF08- 90K	155.4	90	63	27	26	36	-	63	21	27	-	8	M6*1.0P	M6*1.0P	5	1	1.2
-120K	185.4	120	93	27	26	36	-	63	21	27	-	8	M6*1.0P	M6*1.0P	5	2	1.5
-160K	225.4	160	133	27	26	36	79	63	21	27	40	8	M6*1.0P	M6*1.0P	6	3	1.8
-200K	265.4	200	173	27	26	36	119	63	21	27	40	8	M6*1.0P	M6*1.0P	6	3	2.2
-250K	315.4	250	223	27	26	36	169	63	21	27	40	8	M6*1.0P	M6*1.0P	6	3	2.6
-300K	365.4	300	273	27	26	36	219	63	21	27	40	8	M6*1.0P	M6*1.0P	6	3	3.1
-SF10- 90K	155.4	90	63	27	32	42	-	63	24	32	-	10	M8*1.0P	M6*1.0P	3	1	1.3
-120K	185.4	120	93	27	32	42	-	63	24	32	-	10	M8*1.0P	M6*1.0P	10	2	1.6
-160K	225.4	160	133	27	32	42	79	63	24	32	39	10	M8*1.0P	M6*1.0P	7	3	1.9
-200K	265.4	200	173	27	32	42	119	63	24	32	39	10	M8*1.0P	M6*1.0P	7	3	2.3
-250K	315.4	250	223	27	32	42	169	63	24	32	39	10	M8*1.0P	M6*1.0P	7	3	2.7
-300K	365.4	300	273	27	32	42	219	63	24	32	39	10	M8*1.0P	M6*1.0P	7	3	3.2
-SF12- 90K	155.4	90	63	27	37	47	-	63	24	32	-	12	M10*1.0P	M6*1.0P	3	1	1.3
-120K	185.4	120	93	27	37	47	-	63	24	32	-	12	M10*1.0P	M6*1.0P	10	2	1.6
-160K	225.4	160	133	27	37	47	79	63	24	32	39	12	M10*1.0P	M6*1.0P	7	3	1.9
-200K	265.4	200	173	27	37	47	119	63	24	32	39	12	M10*1.0P	M6*1.0P	7	3	2.3
-250K	315.4	250	223	27	37	47	169	63	24	32	39	12	M10*1.0P	M6*1.0P	7	3	2.7
-300K	365.4	300	273	27	37	47	219	63	24	32	39	12	M10*1.0P	M6*1.0P	7	3	3.1
-SF14- 90K	155.4	90	63	27	37	48	-	63	27	34	-	14	M10*1.0P	M6*1.0P	3	1	1.3
-120K	185.4	120	93	27	37	47	-	63	27	34	-	14	M10*1.0P	M6*1.0P	10	2	1.6
-160K	225.4	160	133	27	37	47	78	63	27	34	42	14	M10*1.0P	M6*1.0P	5	3	1.9
-200K	265.4	200	173	27	37	47	118	63	27	34	42	14	M10*1.0P	M6*1.0P	5	3	2.3
-250K	315.4	250	223	27	37	47	168	63	27	34	42	14	M10*1.0P	M6*1.0P	5	3	2.7
-300K	365.4	300	273	27	37	47	218	63	27	34	42	14	M10*1.0P	M6*1.0P	5	3	3.1

·BT40-SFK 热缩刀柄 (4.5°通水型)

BT40-SFK SHRINK CHUCK（4.5° SHRINK-FIT COOLANT TYPE）



FIG. 1

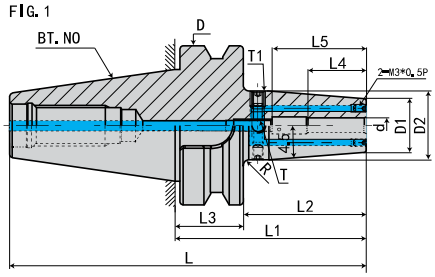

FIG. 2

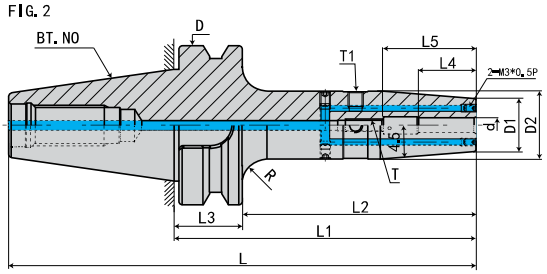

FIG. 3

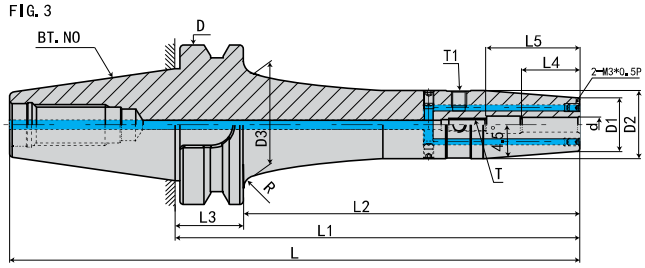

规 格 Model	L	L1	L2	L3	L4	L5	L6	D	D1	D2	D3	d	T	T1	R	FIG	重量 KGS
BT40-SF16- 90K	155.4	90	63	27	40	50	-	63	27	34	-	16	M12*1.0P	M6*1.0P	3	1	1.3
-120K	185.4	120	93	27	40	50	-	63	27	34	-	16	M12*1.0P	M6*1.0P	10	2	1.6
-160K	225.4	160	133	27	40	50	78	63	27	34	42	16	M12*1.0P	M6*1.0P	5	3	1.9
-200K	265.4	200	173	27	40	50	118	63	27	34	42	16	M12*1.0P	M6*1.0P	5	3	2.3
-250K	315.4	250	223	27	40	50	168	63	27	34	42	16	M12*1.0P	M6*1.0P	5	3	2.7
-300K	365.4	300	273	27	40	50	218	63	27	34	42	16	M12*1.0P	M6*1.0P	5	3	3.1
-SF18- 90K	155.4	90	63	27	40	50	-	63	33	41	-	18	M12*1.0P	M6*1.0P	2	1	1.4
-120K	185.4	120	93	27	40	50	-	63	33	42	-	18	M12*1.0P	M6*1.0P	5	2	1.8
-160K	225.4	160	133	27	40	50	-	63	33	42	-	18	M12*1.0P	M6*1.0P	5	2	2.1
-200K	265.4	200	173	27	40	50	-	63	33	42	-	18	M12*1.0P	M6*1.0P	5	2	2.4
-250K	315.4	250	223	27	40	50	-	63	33	42	-	18	M12*1.0P	M6*1.0P	5	2	2.8
-300K	365.4	300	273	27	40	50	-	63	33	42	-	18	M12*1.0P	M6*1.0P	5	2	3.2
-SF20- 90K	155.4	90	63	27	42	50	-	63	33	41	-	20	M16*1.0P	M6*1.0P	2	1	1.4
-120K	185.4	120	93	27	42	50	-	63	33	42	-	20	M16*1.0P	M6*1.0P	5	2	1.8
-160K	225.4	160	133	27	42	50	-	63	33	42	-	20	M16*1.0P	M6*1.0P	5	2	2.1
-200K	265.4	200	173	27	42	50	-	63	33	42	-	20	M16*1.0P	M6*1.0P	5	2	2.4
-250K	315.4	250	223	27	42	52	-	63	33	42	-	20	M16*1.0P	M6*1.0P	5	2	2.8
-300K	365.4	300	273	27	42	52	-	63	33	42	-	20	M16*1.0P	M6*1.0P	5	2	3.2
-SF25-100K	155.4	90	63	27	48	58	-	63	44	53	-	25	M16*1.0P	M6*1.0P	2	1	2.1
-120K	185.4	120	93	27	48	58	-	63	44	53	-	25	M16*1.0P	M6*1.0P	2	2	2.3
-160K	225.4	160	133	27	48	58	-	63	44	53	-	25	M16*1.0P	M6*1.0P	2	2	2.6
-200K	265.4	200	173	27	48	58	-	63	44	53	-	25	M16*1.0P	M6*1.0P	2	2	3.1
-250K	315.4	250	223	27	48	58	-	63	44	53	-	25	M16*1.0P	M6*1.0P	2	2	3.6
-300K	365.4	300	273	27	48	58	-	63	44	53	-	25	M16*1.0P	M6*1.0P	2	2	4.1
-SF32-100K	155.4	90	63	27	52	62	-	63	44	53	-	32	M16*1.0P	M6*1.0P	2	1	2.1
-120K	185.4	120	93	27	52	62	-	63	44	53	-	32	M16*1.0P	M6*1.0P	2	2	2.3
-160K	225.4	160	133	27	52	62	-	63	44	53	-	32	M16*1.0P	M6*1.0P	2	2	2.6
-200K	265.4	200	173	27	52	62	-	63	44	53	-	32	M16*1.0P	M6*1.0P	2	2	3.1
-250K	315.4	250	223	27	52	62	-	63	44	53	-	32	M16*1.0P	M6*1.0P	2	2	3.6
-300K	365.4	300	273	27	52	62	-	63	44	53	-	32	M16*1.0P	M6*1.0P	2	2	4.1

规格说明:

BT40 - SF - 16 - 75K

- L1 长度 Length（L1）
- 刀杆直径 Diameter
- 功能代号 Holder type
- 锥柄形式 Taper size

·BT50-SFK 热缩刀柄 (4.5°通水型)

BT50-SFK SHRINK CHUCK（4.5° SHRINK-FIT COOLANT TYPE）

FIG. 1

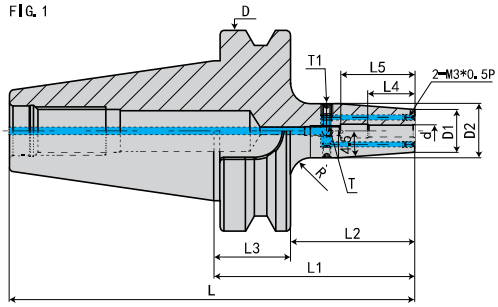

FIG. 2

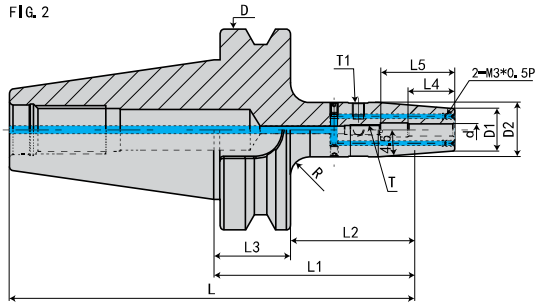

FIG. 3

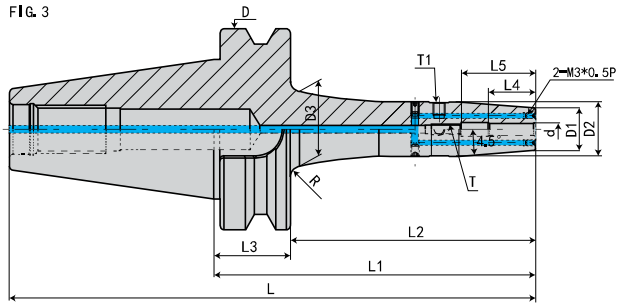

规 格 Model	L	L1	L2	L3	L4	L5	L6	D	D1	D2	D3	d	T	T1	R	FIG	重量 KGS
BT50-SF06-100K	201.8	100	62	38	26	36	-	100	21	27	-	6	M5*0.8P	M6*1.0P	2	1	3.7
-120K	221.8	120	82	38	26	36	-	100	21	27	-	6	M5*0.8P	M6*1.0P	12	2	3.9
-160K	2618	160	122	38	26	36	58	100	21	27	39	6	M5*0.8P	M6*1.0P	12	3	4.2
-200K	301.8	200	162	38	26	36	92	100	21	27	42	6	M5*0.8P	M6*1.0P	12	3	5.8
-250K	351.8	250	212	38	26	36	142	100	21	27	42	6	M5*0.8P	M6*1.0P	12	3	7.4
-300K	401.8	300	262	38	26	36	192	100	21	27	42	6	M5*0.8P	M6*1.0P	12	3	8.9
-SF08-100K	201.8	100	62	38	26	36	-	100	21	27	-	8	M6*1.0P	M6*1.0P	2	1	3.8
-120K	221.8	120	82	38	26	36	-	100	21	27	-	8	M6*1.0P	M6*1.0P	12	2	3.9
-160K	2618	160	122	38	26	36	58	100	21	27	39	8	M6*1.0P	M6*1.0P	12	3	4.2
-200K	301.8	200	162	38	26	36	92	100	21	27	42	8	M6*1.0P	M6*1.0P	12	3	5.8
-250K	351.8	250	212	38	26	36	142	100	21	27	42	8	M6*1.0P	M6*1.0P	12	3	7.4
-300K	401.8	300	262	38	26	36	192	100	21	27	42	6	M5*0.8P	M6*1.0P	12	3	8.9
-SF10-100K	201.8	100	62	38	32	42	-	100	24	32	-	10	M8*1.0P	M6*1.0P	2	1	3.9
-120K	221.8	120	82	38	32	42	-	100	24	32	-	10	M8*1.0P	M6*1.0P	10	2	4.1
-160K	2618	160	122	38	32	42	72	100	24	32	38	10	M8*1.0P	M6*1.0P	15	3	4.3
-200K	301.8	200	162	38	32	42	107	100	24	32	39	10	M8*1.0P	M6*1.0P	15	3	5.9
-250K	351.8	250	212	38	32	42	127	100	24	32	39	10	M8*1.0P	M6*1.0P	15	3	7.5
-300K	401.8	300	262	38	32	42	207	100	21	27	39	10	M5*0.8P	M6*1.0P	15	3	8.9
-SF12-100K	201.8	100	62	38	37	47	-	100	24	32	-	12	M10*1.0P	M6*1.0P	2	1	3.9
-120K	221.8	120	82	38	37	47	-	100	24	32	-	12	M10*1.0P	M6*1.0P	10	2	4.1
-160K	2618	160	122	38	37	47	72	100	24	32	38	12	M10*1.0P	M6*1.0P	15	3	4.3
-200K	301.8	200	162	38	37	47	107	100	24	32	39	12	M10*1.0P	M6*1.0P	15	3	5.9
-250K	351.8	250	212	38	37	47	157	100	24	32	39	12	M10*1.0P	M6*1.0P	15	3	7.5
-300K	401.8	300	262	38	37	47	207	100	24	32	39	12	M10*1.0P	M6*1.0P	15	3	9.1
-SF14-100K	201.8	100	62	38	37	47	-	100	27	34	-	14	M10*1.0P	M6*1.0P	4	1	3.9
-120K	221.8	120	82	38	37	47	-	100	27	34	-	14	M10*1.0P	M6*1.0P	10	2	4.1
-160K	2618	160	122	38	37	47	67	100	27	34	41	14	M10*1.0P	M6*1.0P	15	3	4.3
-200K	301.8	200	162	38	37	47	107	100	27	34	41	14	M10*1.0P	M6*1.0P	15	3	5.9
-250K	351.8	250	212	38	37	47	157	100	27	34	41	14	M10*1.0P	M6*1.0P	15	3	7.5
-300K	401.8	300	262	38	26	36	207	100	27	34	41	14	M10*1.0P	M6*1.0P	15	3	9.1

·BT50-SFK 热缩刀柄 (4.5°通水型)

BT50-SFK SHRINK CHUCK（4.5° SHRINK-FIT COOLANT TYPE）

FIG. 1

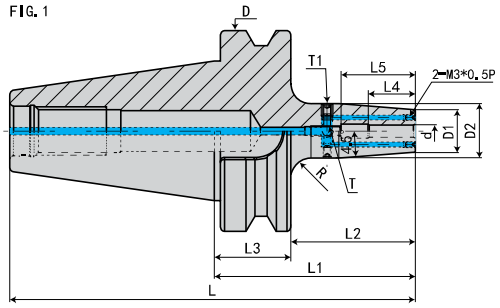

FIG. 2

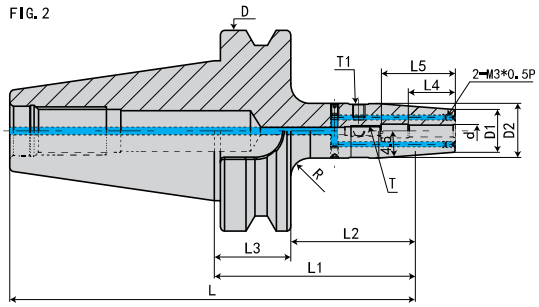

FIG. 3

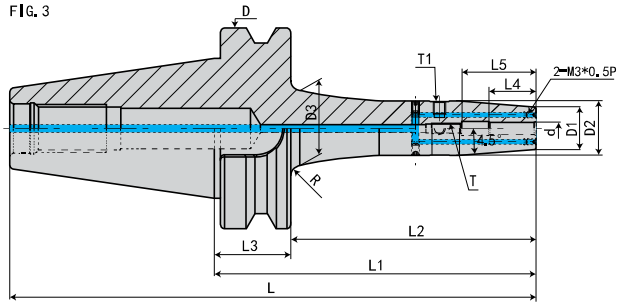

规 格 Model	L	L1	L2	L3	L4	L5	L6	D	D1	D2	D3	d	T	T1	R	FIG	重量 KGS
BT50-SF16-100K	201.8	100	62	38	40	50	-	100	27	34	-	16	M12*1.0P	M6*1.0P	4	1	3.9
-120K	221.8	120	82	38	40	50	-	100	27	34	-	16	M12*1.0P	M6*1.0P	10	2	4.1
-160K	2618	160	122	38	40	50	67	100	27	34	41	16	M12*1.0P	M6*1.0P	15	3	4.3
-200K	301.8	200	162	38	40	50	107	100	27	34	41	16	M12*1.0P	M6*1.0P	15	3	5.9
-250K	351.8	250	212	38	40	50	157	100	27	34	41	16	M12*1.0P	M6*1.0P	15	3	7.5
-300K	401.8	300	262	38	40	50	207	100	27	34	41	16	M5*0.8P	M6*1.0P	15	3	9.1
-SF18-100K	201.8	100	62	38	40	50	-	100	33	42	-	18	M12*1.0P	M6*1.0P	3	1	4.1
-120K	221.8	120	82	38	40	50	-	100	33	42	-	18	M12*1.0P	M6*1.0P	4	2	4.2
-160K	2618	160	122	38	40	50	77	100	33	42	47	18	M12*1.0P	M6*1.0P	12	3	4.4
-200K	301.8	200	162	38	40	50	107	100	33	42	50	18	M12*1.0P	M6*1.0P	12	3	6.1
-250K	351.8	250	212	38	40	50	157	100	33	42	50	18	M12*1.0P	M6*1.0P	12	3	7.8
-300K	401.8	300	262	38	40	50	207	100	27	34	50	18	M5*0.8P	M6*1.0P	12	3	9.4
-SF20-100K	201.8	100	62	38	42	52	-	100	33	42	-	20	M16*1.0P	M6*1.0P	3	1	4.1
-120K	221.8	120	82	38	42	52	-	100	33	42	-	20	M16*1.0P	M6*1.0P	4	2	4.2
-160K	2618	160	122	38	42	52	77	100	33	42	47	20	M16*1.0P	M6*1.0P	12	3	4.4
-200K	301.8	200	162	38	42	52	107	100	33	42	50	20	M16*1.0P	M6*1.0P	12	3	6.1
-250K	351.8	250	212	38	42	52	157	100	33	42	50	20	M16*1.0P	M6*1.0P	12	3	7.8
-300K	401.8	300	262	38	42	52	207	100	33	42	50	18	M5*0.8P	M6*1.0P	12	3	9.4
-SF25-110K	211.8	110	72	38	48	58	-	100	44	53	-	25	M16*1.0P	M6*1.0P	1	1	4.5
-120K	221.8	120	82	38	48	58	-	100	44	53	-	25	M16*1.0P	M6*1.0P	3	2	4.7
-160K	2618	160	122	38	48	58	79	100	44	53	57	25	M16*1.0P	M6*1.0P	8	3	5.1
-200K	301.8	200	162	38	48	58	107	100	44	53	61	25	M16*1.0P	M6*1.0P	8	3	6.1
-250K	351.8	250	212	38	48	58	157	100	44	53	61	25	M16*1.0P	M6*1.0P	8	3	7.8
-300K	401.8	300	262	38	48	58	207	100	44	53	61	25	M16*1.0P	M6*1.0P	8	3	9.7
-SF32-110K	211.8	110	72	38	52	62	-	100	44	53	-	32	M16*1.0P	M6*1.0P	1	1	4.5
-120K	221.8	120	82	38	52	62	-	100	44	53	-	32	M16*1.0P	M6*1.0P	3	2	4.7
-160K	2618	160	122	38	52	62	79	100	44	53	57	32	M16*1.0P	M6*1.0P	8	3	5.1
-200K	301.8	200	162	38	52	62	107	100	44	53	61	32	M16*1.0P	M6*1.0P	8	3	6.1
-250K	351.8	250	212	38	52	62	157	100	44	53	61	32	M16*1.0P	M6*1.0P	8	3	7.8
-300K	401.8	300	262	38	52	62	207	100	44	53	61	32	M16*1.0P	M6*1.0P	8	3	9.7

·参考资料 REFERENCE DETAILS

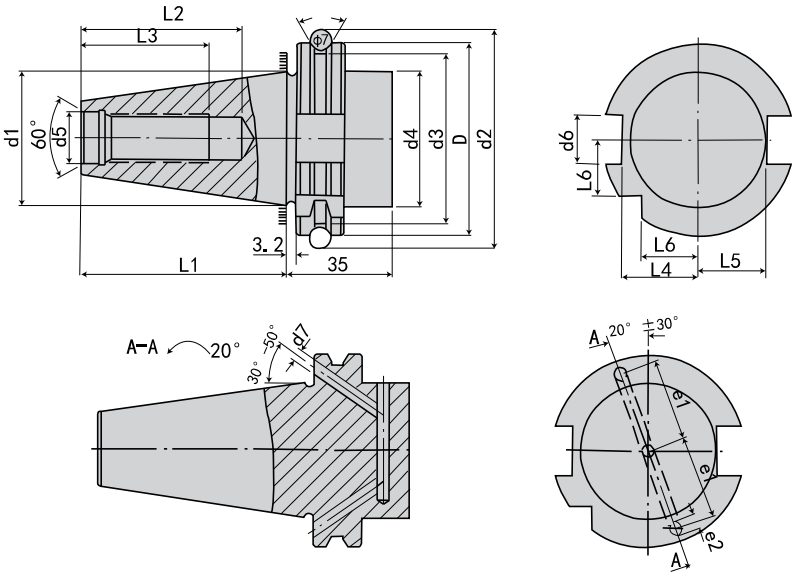

规 格 Model	D 0 -0.4	d1	d2 ±0.05	d3 0 -0.5	d4 Max.	d5 H7	d6 H12	d7	L1 0 -0.3	L2 Min	L3 Min	L4 0 -0.4	L5 0 -0.5	L6 0 -0.3	e1 ±0.1	e2 Max.
SK30	50	31.75	59.30	44.30	45	13	16.1	4	47.8	33.5	24	19	16.4	15	21	5
SK40	63.55	44.45	72.30	56.25	50	17	16.1	4	68.4	42.5	32	25	22.8	18.5	27	5
SK50	97.50	69.85	107.25	91.25	80	25	25.7	6	101.75	61.5	47	37.7	35.5	30	42	7

特点：

◎锥度精度：<AT3
◎基本材质：JIS-SCM415
◎硬度：HRC56°渗碳深度 >0.8mm
◎真圆度：<0.8um
◎表面粗糙度：Ra<0.5um
◎刀柄本体可另外指定：通过 V 型法兰端出水规格（DIN-69871-AD+B）
◎ ER、FMA、FMB、MLT、SCK、SLN、SOM 皆符合：通过刀柄本体中心出水规格（DIN-69871-AD）
◎刀柄有预设标准动平衡 G6.3，可另外指定精密动平衡 G2.5
◎本体规范：DIN 69871

·SK30-SF 热缩刀柄（4.5°标准型） SK30-SF SHRINK FIT TOOL HOLDER(4.5° STANDARD VERSION)

FIG.1

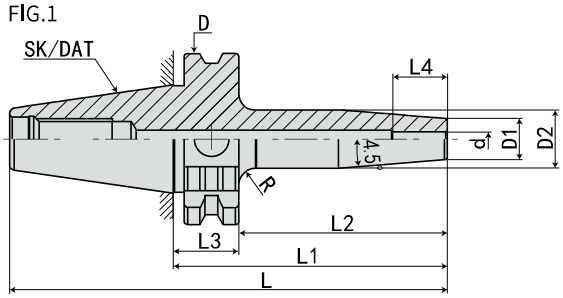

FIG.2

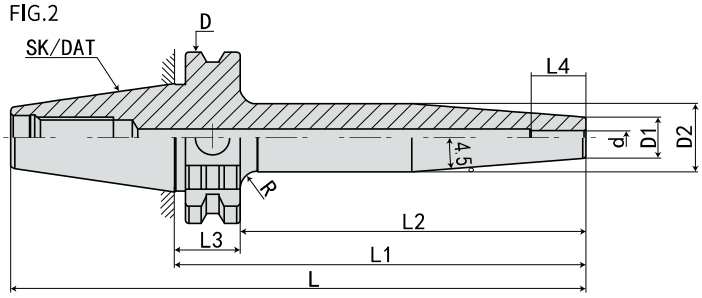

规格 Model	L	L1	L2	L3	L4	D	D1	D2	d	R	FIG	重量 KGS
SK30-SF03- 80	127.8	80	60.9	19.1	12	50	12	17	3	5	1	0.6
-120	167.8	120	100.9	19.1	12	50	12	20	3	5	2	0.8
-SF04- 80	127.8	80	60.9	19.1	16	50	12	17	4	5	1	0.6
-120	167.8	120	100.9	19.1	16	50	12	20	4	5	2	0.8
-SF05- 80	127.8	80	60.9	19.1	18	50	12	17	5	5	1	0.6
-120	167.8	120	100.9	19.1	18	50	12	20	5	5	2	0.8

规格说明:

SK30 - SF - 03 - 80

- L1 长度 Length (L1)
- 刀杆直径 Diameter
- 功能代号 Holder type
- 锥柄形式 Taper size

·SK30-SF 热缩刀柄（4.5°标准型） SK30-SF SHRINK FIT TOOL HOLDER(4.5° STANDARD VERSION)

FIG.1

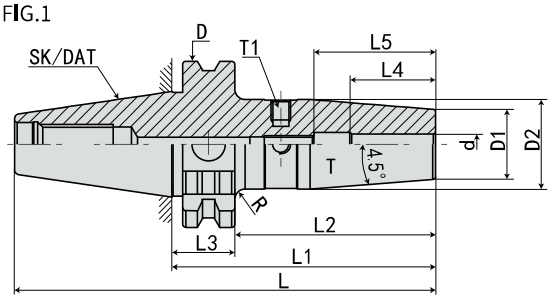

FIG.2

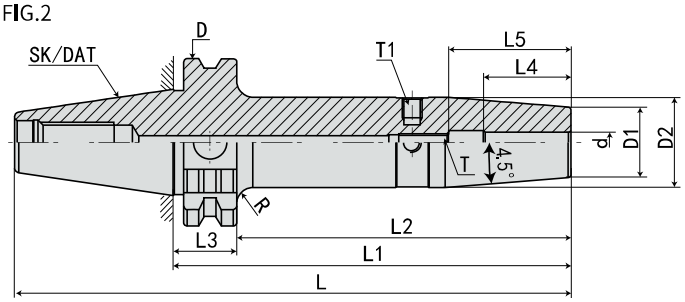

规格 Model	L	L1	L2	L3	L4	L5	D	D1	D2	d	T	T1	R	FIG	重量 KGS
SK30-SF06- 80	127.8	80	60.9	19.1	26	36	50	21	27	6	M5*0.8P	M6*1.0P	3	1	0.6
-120	167.8	120	100.9	19.1	26	36	50	21	27	6	M5*0.8P	M6*1.0P	5	2	0.8
-SF08- 80	127.8	80	60.9	19.1	26	36	50	21	27	8	M6*1.0P	M6*1.0P	3	1	0.65
-120	167.8	120	100.9	19.1	26	36	50	21	27	8	M6*1.0P	M6*1.0P	5	2	0.85
-SF10- 80	127.8	80	60.9	19.1	32	42	50	24	32	10	M8*1.0P	M6*1.0P	1	1	0.7
-120	167.8	120	100.9	19.1	32	42	50	24	32	10	M8*1.0P	M6*1.0P	4	2	0.9
-SF12- 80	127.8	80	60.9	19.1	37	47	50	24	32	12	M10*1.0P	M6*1.0P	1	1	0.7
-120	167.8	120	100.9	19.1	37	47	50	24	32	12	M10*1.0P	M6*1.0P	4	2	0.9
-SF14- 80	127.8	80	60.9	19.1	37	47	50	27	34	14	M10*1.0P	M6*1.0P	1	1	0.75
-120	167.8	120	100.9	19.1	37	47	50	27	34	14	M10*1.0P	M6*1.0P	3	2	0.95
-SF16- 80	127.8	80	60.9	19.1	40	50	50	27	34	16	M12*1.0P	M6*1.0P	1	1	0.75
-120	167.8	120	100.9	19.1	40	50	50	27	34	16	M12*1.0P	M6*1.0P	3	2	0.95
-SF18- 80	127.8	80	60.9	19.1	40	50	50	33	42	18	M12*1.0P	M6*1.0P	1	1	0.8
-120	167.8	120	100.9	19.1	40	50	50	33	42	18	M12*1.0P	M6*1.0P	1	2	1
-SF20- 80	127.8	80	60.9	19.1	42	52	50	33	42	20	M16*1.0P	M6*1.0P	1	1	0.8
-120	167.8	120	100.9	19.1	42	52	50	33	42	20	M16*1.0P	M6*1.0P	1	2	1

规格说明:

SK30 - SF - 06 - 80

- 80：L1 长度 Length (L1)
- 06：刀杆直径 Diameter
- SF：功能代号 Holder type
- SK30：锥柄形式 Taper size

·SK40-SF 热缩刀柄（4.5°标准型） SK40-SF SHRINK FIT TOOL HOLDER(4.5° STANDARD VERSION)

FIG.1

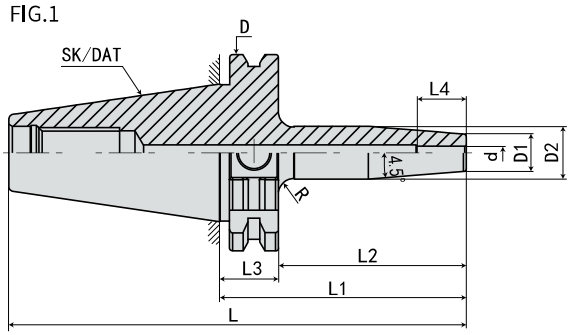

FIG.2

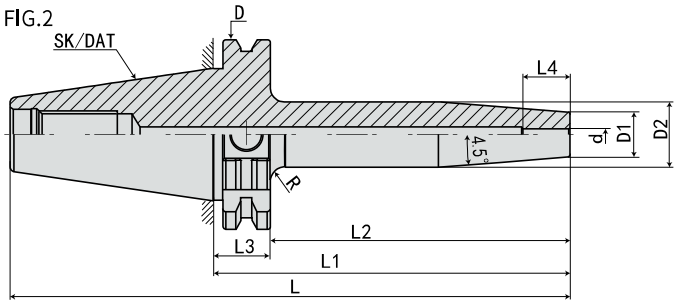

规 格 Mode	L	L1	L2	L3	L4	D	D1	D2	d	R	FIG	重量 KGS
SK40-SF03- 80	148.4	80	60.9	19.1	12	63.55	12	17	3	5	1	1
-120	188.4	120	100.9	19.1	12	63.55	12	20	3	5	2	1.1
-160	228.4	160	140.9	19.1	12	63.55	12	20	3	5	2	1.2
-SF04- 80	148.4	80	60.9	19.1	16	63.55	12	17	4	5	1	1
-120	188.4	120	100.9	19.1	16	63.55	15	22	4	5	2	1.1
-160	228.4	160	140.9	19.1	16	63.55	15	22	4	5	2	1.2
-SF05- 80	148.4	80	60.9	19.1	18	63.55	12	17	5	5	1	1
-120	188.4	120	100.9	19.1	18	63.55	15	22	5	5	2	1.1
-160	228.4	160	140.9	19.1	18	63.55	15	22	5	5	2	1.2

规格说明:

SK40 - SF - 03 - 80

- 80：L1 长度 Length (L1)
- 03：刀杆直径 Diameter
- SF：功能代号 Holder type
- SK40：锥柄形式 Taper size

·SK40-SF 热缩刀柄（4.5°标准型） SK40-SF SHRINK FIT TOOL HOLDER(4.5° STANDARD VERSION)

FIG.1

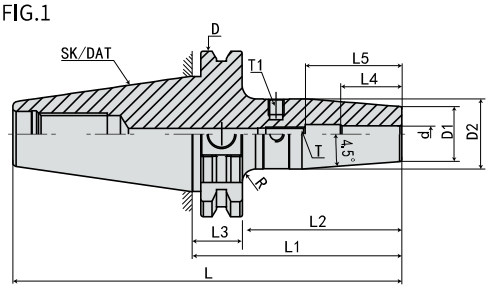

FIG.2

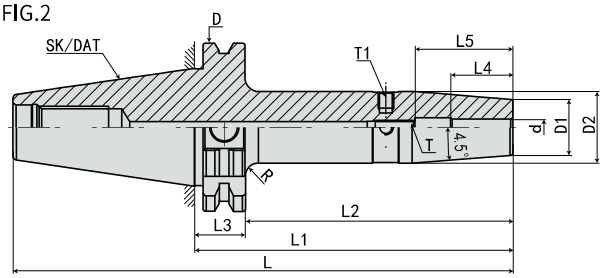

FIG.3

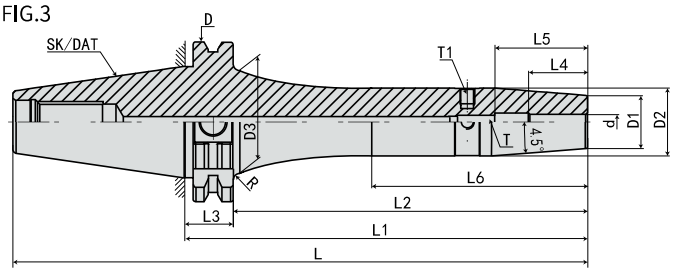

规格 Model	L	L1	L2	L3	L4	L5	L6	D	D1	D2	D3	d	T	T1	R	FIG	重量 KGS
SK40-SF06- 80	148.4	80	60.9	19.1	26	36	-	63.55	21	27	-	6	M5*0.8P	M6*1.0P	5	1	1.2
-120	188.4	120	100.9	19.1	26	36	-	63.55	21	27	-	6	M5*0.8P	M6*1.0P	10	2	1.5
-160	228.4	160	140.9	19.1	26	36	78	63.55	21	27	41	6	M5*0.8P	M6*1.0P	5	3	1.8
-200	268.4	200	180.9	19.1	26	36	118	63.55	21	27	41	6	M5*0.8P	M6*1.0P	5	3	2.2
-SF08- 80	148.4	80	60.9	19.1	26	36	-	63.55	21	27	-	8	M6*1.0P	M6*1.0P	5	1	1.2
-120	188.4	120	100.9	19.1	26	36	-	63.55	21	27	-	8	M6*1.0P	M6*1.0P	10	2	1.5
-160	228.4	160	140.9	19.1	26	36	78	63.55	21	27	41	8	M6*1.0P	M6*1.0P	5	3	1.8
-200	268.4	200	180.9	19.1	26	36	118	63.55	21	27	41	8	M6*1.0P	M6*1.0P	5	3	2.2
-SF10- 80	148.4	80	60.9	19.1	32	42	-	63.55	24	32	-	10	M8*1.0P	M6*1.0P	2	1	1.3
-120	188.4	120	100.9	19.1	32	42	-	63.55	24	32	-	10	M8*1.0P	M6*1.0P	10	2	1.6
-160	228.4	160	140.9	19.1	32	42	78	63.55	24	32	40	10	M8*1.0P	M6*1.0P	5	3	1.9
-200	268.4	200	180.9	19.1	32	42	118	63.55	24	32	40	10	M8*1.0P	M6*1.0P	5	3	2.3
-SF12- 80	148.4	80	60.9	19.1	37	47	-	63.55	24	32	-	12	M10*1.0P	M6*1.0P	2	1	1.3
-120	188.4	120	100.9	19.1	37	47	-	63.55	24	32	-	12	M10*1.0P	M6*1.0P	10	2	1.6
-160	228.4	160	140.9	19.1	37	47	78	63.55	24	32	40	12	M10*1.0P	M6*1.0P	5	3	1.9
-200	268.4	200	180.9	19.1	37	47	118	63.55	24	32	40	12	M10*1.0P	M6*1.0P	5	3	2.3
-SF14- 80	148.4	80	60.9	19.1	37	47	-	63.55	27	34	-	14	M10*1.0P	M6*1.0P	4	1	1.3
-120	188.4	120	100.9	19.1	37	47	-	63.55	27	34	-	14	M10*1.0P	M6*1.0P	10	2	1.6
-160	228.4	160	140.9	19.1	37	47	78	63.55	27	34	42	14	M10*1.0P	M6*1.0P	3	3	1.9
-200	268.4	200	180.9	19.1	37	47	118	63.55	27	34	42	14	M10*1.0P	M6*1.0P	3	3	2.3

规格说明:

SK40 - SF - 06 - 80

- L1 长度 Length (L1)
- 刀杆直径 Diameter
- 功能代号 Holder type
- 锥柄形式 Taper size

·SK40-SF 热缩刀柄（4.5°标准型） SK40-SF SHRINK FIT TOOL HOLDER(4.5° STANDARD VERSION)

FIG.1

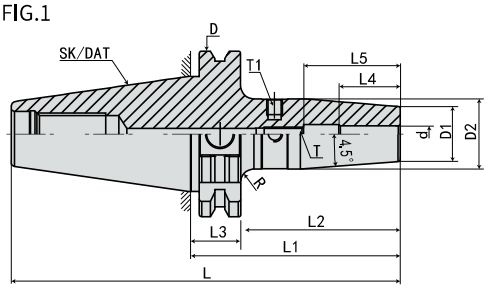

FIG.2

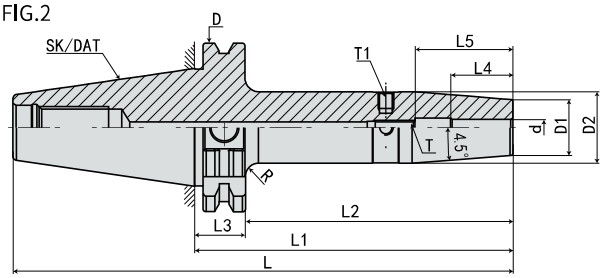

FIG.3

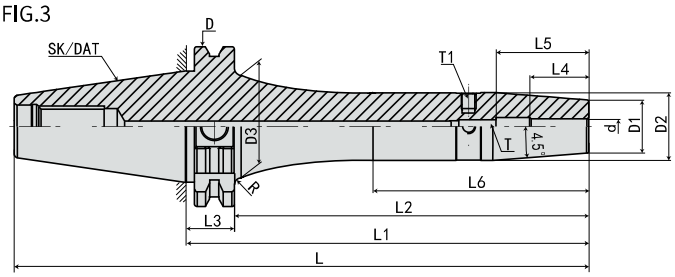

规格 Model	L	L1	L2	L3	L4	L5	L6	D	D1	D2	D3	d	T	T1	R	FIG	重量 KGS
SK40-SF16- 80	148.4	80	60.9	19.1	40	50	-	63.55	27	34	-	16	M12*1.0P	M6*1.0P	3	1	1.3
-120	188.4	120	100.9	19.1	40	50	-	63.55	27	34	-	16	M12*1.0P	M6*1.0P	10	2	1.6
-160	228.4	160	140.9	19.1	40	50	78	63.55	27	34	42	16	M12*1.0P	M6*1.0P	3	3	1.9
-200	268.4	200	180.9	19.1	40	50	118	63.55	27	34	42	16	M12*1.0P	M6*1.0P	3	3	2.3
-SF18- 80	148.4	80	60.9	19.1	40	50	-	63.55	33	42	-	18	M12*1.0P	M6*1.0P	2	1	1.4
-120	188.4	120	100.9	19.1	40	50	-	63.55	33	42	-	18	M12*1.0P	M6*1.0P	5	2	1.8
-160	228.4	160	140.9	19.1	40	50	-	63.55	33	42	-	18	M12*1.0P	M6*1.0P	5	2	2.1
-200	268.4	200	180.9	19.1	40	50	-	63.55	33	42	-	18	M12*1.0P	M6*1.0P	5	2	2.4
-SF20- 80	148.4	80	60.9	19.1	42	52	-	63.55	33	42	-	20	M16*1.0P	M6*1.0P	2	1	1.4
-120	188.4	120	100.9	19.1	42	52	-	63.55	33	42	-	20	M16*1.0P	M6*1.0P	5	2	1.8
-160	228.4	160	140.9	19.1	42	52	-	63.55	33	42	-	20	M16*1.0P	M6*1.0P	5	2	2.1
-200	268.4	200	180.9	19.1	42	52	-	63.55	33	42	-	20	M16*1.0P	M6*1.0P	5	2	2.4
-SF25-100	168.4	100	80.9	19.1	48	58	-	63.55	44	53	-	25	M16*1.0P	M6*1.0P	2	1	2.1
-120	188.4	120	100.9	19.1	48	58	-	63.55	44	53	-	25	M16*1.0P	M6*1.0P	2	2	2.3
-160	228.4	160	140.9	19.1	48	58	-	63.55	44	53	-	25	M16*1.0P	M6*1.0P	2	2	2.6
-200	268.4	200	180.9	19.1	48	58	-	63.55	44	53	-	25	M16*1.0P	M6*1.0P	2	2	3.1
-SF32-100	168.4	100	80.9	19.1	52	62	-	63.55	44	53	-	32	M16*1.0P	M6*1.0P	2	1	2.1
-120	188.4	120	100.9	19.1	52	62	-	63.55	44	53	-	32	M16*1.0P	M6*1.0P	2	2	2.3
-160	228.4	160	140.9	19.1	52	62	-	63.55	44	53	-	32	M16*1.0P	M6*1.0P	2	2	2.6
-200	268.4	200	180.9	19.1	52	62	-	63.55	44	53	-	32	M16*1.0P	M6*1.0P	2	2	3.1

规格说明:

SK40 - SF - 16 - 80

- 80：L1 长度 Length（L1）
- 16：刀杆直径 Diameter
- SF：功能代号 Holder type
- SK40：锥柄形式 Taper size

·SK50-SF 热缩刀柄（4.5°标准型）

SK50-SF SHRINK FIT TOOL HOLDER(4.5° STANDARD VERSION)

FIG.1

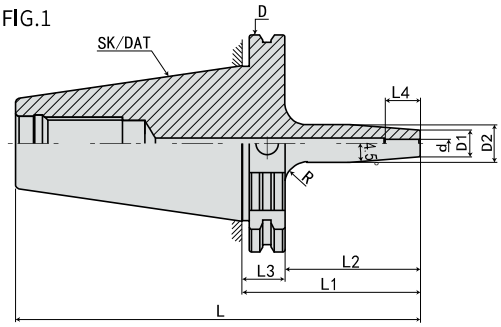

FIG.2

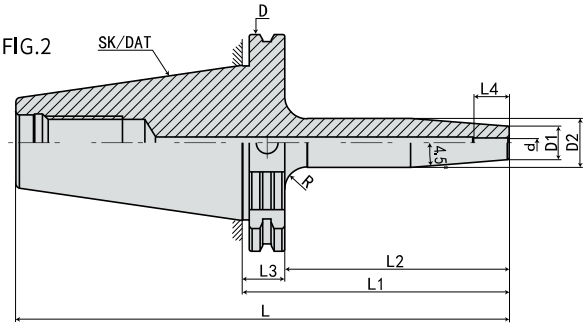

规 格 Mode	L	L1	L2	L3	L4	D	D1	D2	d	R	FIG	重量 KGS
SK50-SF03- 80	181.75	80	60.9	19.1	12	97.5	12	17	3	5	1	2.8
-120	221.75	120	100.9	19.1	12	97.5	12	20	3	5	2	2.9
-160	261.75	160	140.9	19.1	12	97.5	12	20	3	5	2	3
-SF04-80	181.75	80	60.9	19.1	16	97.5	12	17	4	5	1	2.8
-120	221.75	120	100.9	19.1	16	97.5	15	22	4	5	2	2.9
-160	261.75	160	140.9	19.1	16	97.5	15	22	4	5	2	3
-SF05-80	181.75	80	60.9	19.1	18	97.5	12	17	5	5	1	2.8
-120	221.75	120	100.9	19.1	18	97.5	15	22	5	5	2	2.9
-160	261.75	160	140.9	19.1	18	97.5	15	22	5	5	2	3

规格说明:

SK50 - SF - 03 - 80

- L1 长度 Length (L1)
- 刀杆直径 Diameter
- 功能代号 Holder type
- 锥柄形式 Taper size

·SK50-SF 热缩刀柄（4.5°标准型）

SK50-SF SHRINK FIT TOOL HOLDER(4.5° STANDARD VERSION)

FIG.1

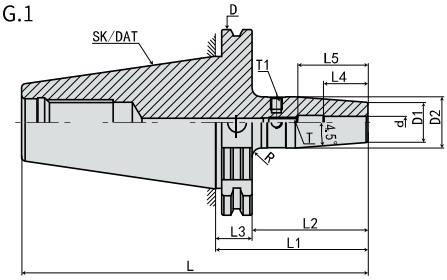

FIG.2

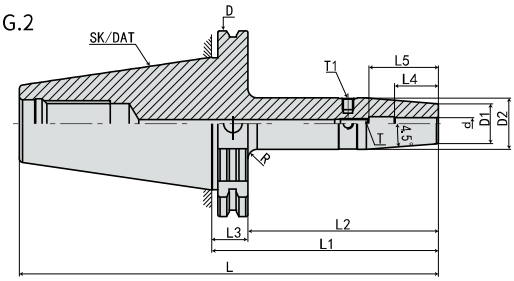

FIG.3

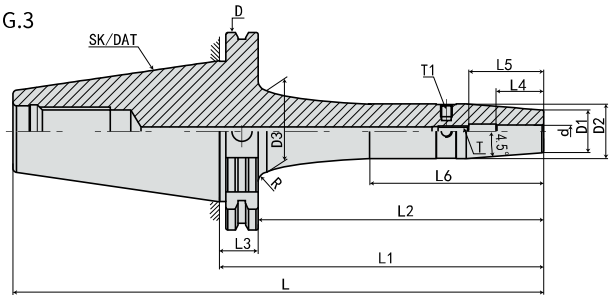

规格 Model	L	L1	L2	L3	L4	L5	L6	D	D1	D2	D3	d	T	T1	FIG	重量 KGS
SK50-SF06- 80	181.75	80	60.9	19.1	26	36		97.5	21	27	-	6	M5*0.8P	M6*1.0P	1	2.8
-SF06-120	221.75	120	100.9	19.1	26	36		97.5	21	27	-	6	M5*0.8P	M6*1.0P	2	2.9
-160	261.75	160	140.9	19.1	26	36	78	97.5	21	27	41	6	M5*0.8P	M6*1.0P	3	3
-200	301.75	200	180.9	19.1	26	36	118	97.5	21	27	41	6	M5*0.8P	M6*1.0P	3	3.1
-SF08- 80	181.75	80	60.9	19.1	26	36		97.5	21	27	-	8	M6*1.0P	M6*1.0P	1	2.8
-120	221.75	120	100.9	19.1	26	36		97.5	21	27	-	8	M6*1.0P	M6*1.0P	2	2.9
-160	261.75	160	140.9	19.1	26	36	78	97.5	21	27	41	8	M6*1.0P	M6*1.0P	3	3
-200	301.75	200	180.9	19.1	26	36	118	97.5	21	27	41	8	M6*1.0P	M6*1.0P	3	3.1
-SF10- 80	181.75	80	60.9	19.1	32	42		97.5	24	32	-	10	M8*1.0P	M6*1.0P	1	2.8
-120	221.75	120	100.9	19.1	32	42		97.5	24	32	-	10	M8*1.0P	M6*1.0P	2	2.9
-160	261.75	160	140.9	19.1	32	42	78	97.5	24	32	40	10	M8*1.0P	M6*1.0P	3	3
-200	301.75	200	180.9	19.1	32	42	118	97.5	24	32	40	10	M8*1.0P	M6*1.0P	3	3.1
-SF12- 80	181.75	80	60.9	19.1	37	47		97.5	24	32	-	12	M10*1.0P	M6*1.0P	1	2.9
-120	221.75	120	100.9	19.1	37	47		97.5	24	32	-	12	M10*1.0P	M6*1.0P	2	3
-160	261.75	160	140.9	19.1	37	47	78	97.5	24	32	40	12	M10*1.0P	M6*1.0P	3	3.1
-200	301.75	200	180.9	19.1	37	47	118	97.5	24	32	40	12	M10*1.0P	M6*1.0P	3	3.2
-SF14- 80	181.75	80	60.9	19.1	37	47		97.5	27	34	-	14	M10*1.0P	M6*1.0P	1	2.9
-120	221.75	120	100.9	19.1	37	47		97.5	27	34	-	14	M10*1.0P	M6*1.0P	2	3
-160	261.75	160	140.9	19.1	37	47	78	97.5	27	34	42	14	M10*1.0P	M6*1.0P	3	3.1
-200	301.75	200	180.9	19.1	37	47	118	97.5	27	34	42	14	M10*1.0P	M6*1.0P	3	3.2

规格说明:

SK50 - SF - 06 - 80

- L1 长度 Length（L1）
- 刀杆直径 Diameter
- 功能代号 Holder type
- 锥柄形式 Taper size

·SK50-SF 热缩刀柄（4.5°标准型）

SK50-SF SHRINK FIT TOOL HOLDER (4.5° STANDARD VERSION)

FIG.1

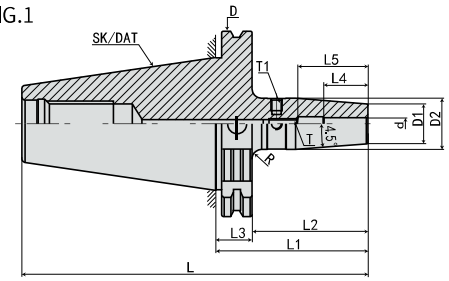

FIG.2

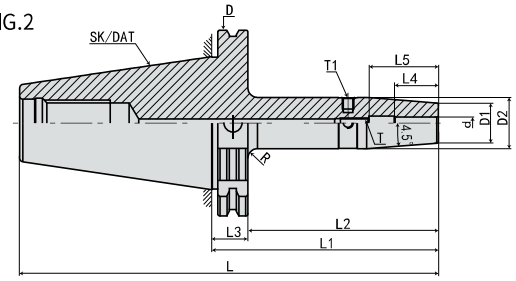

FIG.3

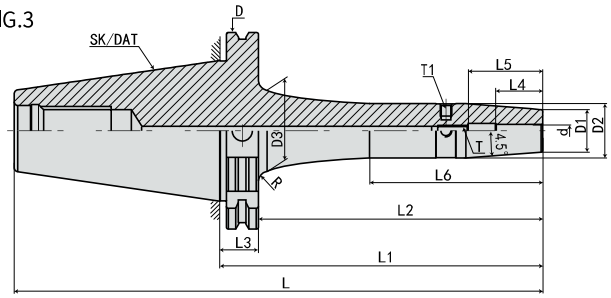

规格 Model	L	L1	L2	L3	L4	L5	L6	D	D1	D2	D3	d	T	T1	FIG	重量 KGS
SK50-SF16- 80	181.75	80	60.9	19.1	40	50		97.5	27	34	-	16	M12*1.0P	M6*1.0P	1	3.1
-120	221.75	120	100.9	19.1	40	50		97.5	27	34	-	16	M12*1.0P	M6*1.0P	2	3.3
-160	261.75	160	140.9	19.1	40	50	78	97.5	27	34	42	16	M12*1.0P	M6*1.0P	3	3.5
-200	301.75	200	180.9	19.1	40	50	118	97.5	27	34	42	16	M12*1.0P	M6*1.0P	3	3.7
-SF18- 80	181.75	80	60.9	19.1	40	50		97.5	33	42	-	18	M12*1.0P	M6*1.0P	1	3.1
-120	221.75	120	100.9	19.1	40	50		97.5	33	42	-	18	M12*1.0P	M6*1.0P	2	3.3
-160	261.75	160	140.9	19.1	40	50		97.5	33	42		18	M12*1.0P	M6*1.0P	3	3.5
-200	301.75	200	180.9	19.1	40	50		97.5	33	42		18	M12*1.0P	M6*1.0P	3	3.7
-SF20- 80	181.75	80	60.9	19.1	42	52		97.5	33	42	-	20	M16*1.0P	M6*1.0P	1	3.3
-120	221.75	120	100.9	19.1	42	52		97.5	33	42	-	20	M16*1.0P	M6*1.0P	2	3.5
-160	261.75	160	140.9	19.1	42	52		97.5	33	42		20	M16*1.0P	M6*1.0P	3	3.7
-200	301.75	200	180.9	19.1	42	52		97.5	33	42		20	M16*1.0P	M6*1.0P	3	3.9
-SF25-100	201.75	100	80.9	19.1	48	58		97.5	44	53	-	25	M16*1.0P	M6*1.0P	1	3.3
-120	221.75	120	100.9	19.1	48	58		97.5	44	53	-	25	M16*1.0P	M6*1.0P	2	3.5
-160	261.75	160	140.9	19.1	48	58		97.5	44	53		25	M16*1.0P	M6*1.0P	3	3.7
-200	301.75	200	180.9	19.1	48	58		97.5	44	53		25	M16*1.0P	M6*1.0P	3	3.9
-SF32-100	201.75	100	80.9	19.1	52	62		97.5	44	53	-	32	M16*1.0P	M6*1.0P	1	3.4
-120	221.75	120	100.9	19.1	52	62		97.5	44	53	-	32	M16*1.0P	M6*1.0P	2	3.6
-160	261.75	160	140.9	19.1	52	62		97.5	44	53		32	M16*1.0P	M6*1.0P	3	3.8
-200	301.75	200	180.9	19.1	52	62		97.5	44	53		32	M16*1.0P	M6*1.0P	3	4

规格说明:

SK50 - SF - 16 - 80

- 80：L1 长度 Length (L1)
- 16：刀杆直径 Diameter
- SF：功能代号 Holder type
- SK50：锥柄形式 Taper size

·SK30-SFS 热缩刀柄（3°细长型）

SK30-SFS SHRINK FIT TOOL HOLDER (3° SLENDER TYPE)



FIG.1

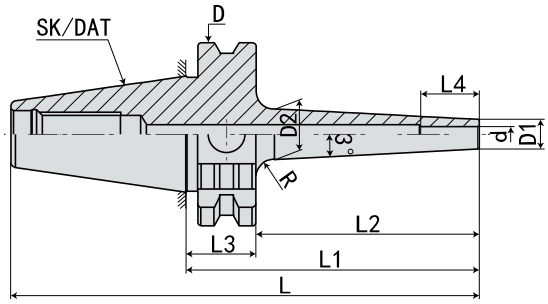

FIG.2

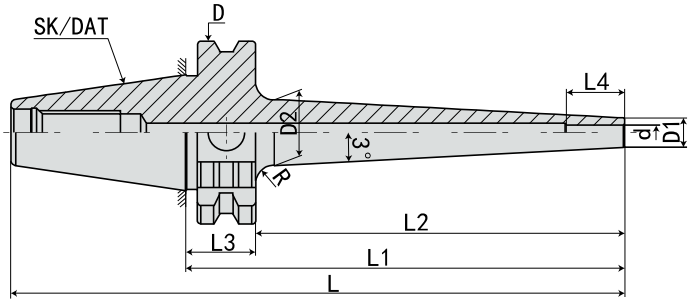

规 格 Mode	L	L1	L2	L3	L4	D	D1	D2	d	R	FIG	重量 KGS
SK30-SFS03- 80	127.8	80	60.9	19.1	12	50	7	13	3	5	1	0.6
-120	167.8	120	100.9	19.1	12	50	7	17	3	5	2	0.9
-SFS04- 80	127.8	80	60.9	19.1	16	50	8	14	4	5	1	0.6
-120	167.8	120	100.9	19.1	16	50	8	18	4	5	2	0.9
-SFS05- 80	127.8	80	60.9	19.1	18	50	9	15	5	5	1	0.6
-120	167.8	120	100.9	19.1	18	50	9	19	5	5	2	0.9

规格说明:

SK30 - SFS - 03 - 80

- L1 长度 Length (L1)
- 刀杆直径 Diameter
- 功能代号 Holder type
- 锥柄形式 Taper size

·SK30-SFS 热缩刀柄（3°细长型）

SK30-SFS SHRINK FIT TOOL HOLDER (3° SLENDER TYPE)



FIG.1

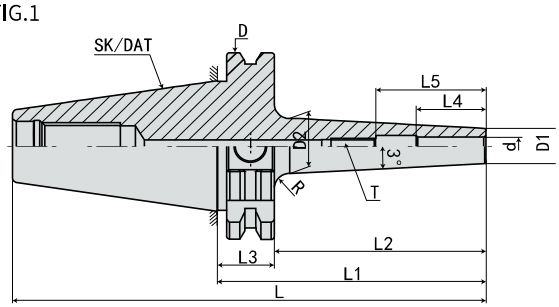

FIG.2

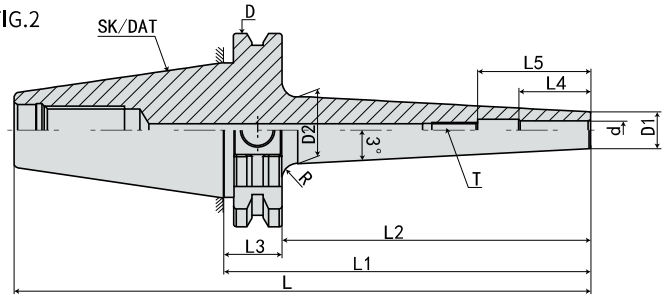

规格 Model	L	L1	L2	L3	L4	L5	D	D1	D2	d	T	R	FIG	重量 KGS
SK30-SFS06- 80	127.8	80	60.9	19.1	26	36	50	10	16	6	M5*0.8P	5	1	0.7
-120	167.8	120	100.9	19.1	26	36	50	10	20	6	M5*0.8P	5	2	1
-SFS08- 80	127.8	80	60.9	19.1	26	36	50	12	16	8	M6*1.0P	5	1	0.7
-120	167.8	120	100.9	19.1	26	36	50	12	20	8	M6*1.0P	5	2	1
-SFS10- 80	127.8	80	60.9	19.1	32	42	50	14	16	10	M8*1.0P	5	1	0.8
-120	167.8	120	100.9	19.1	32	42	50	14	20	10	M8*1.0P	5	2	1.1
-SFS12- 80	127.8	80	60.9	19.1	37	47	50	16	16	12	M10*1.0P	5	1	0.8
-120	167.8	120	100.9	19.1	37	47	50	16	20	12	M10*1.0P	5	2	1.1
-SFS14- 80	127.8	80	60.9	19.1	37	47	50	20	26	14	M10*1.0P	5	1	1
-120	167.8	120	100.9	19.1	37	47	50	20	29	14	M10*1.0P	5	2	1.2
-SFS16- 80	127.8	80	60.9	19.1	40	50	50	22	28	16	M12*1.0P	5	1	1
-120	167.8	120	100.9	19.1	40	50	50	22	31	16	M12*1.0P	5	2	1.2

规格说明:

SK30 - SFS - 06 - 80

- L1 长度 Length (L1)
- 刀杆直径 Diameter
- 功能代号 Holder type
- 锥柄形式 Taper size

·SK40-SFS 热缩刀柄（3°细长型）

SK40-SFS SHRINK FIT TOOL HOLDER (3° SLENDER TYPE)



FIG.1

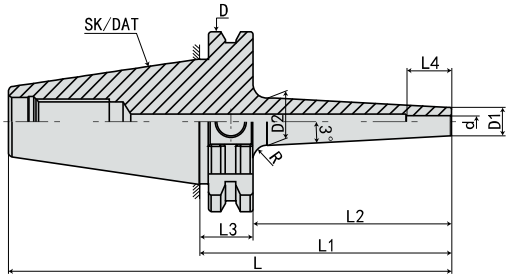



FIG.2

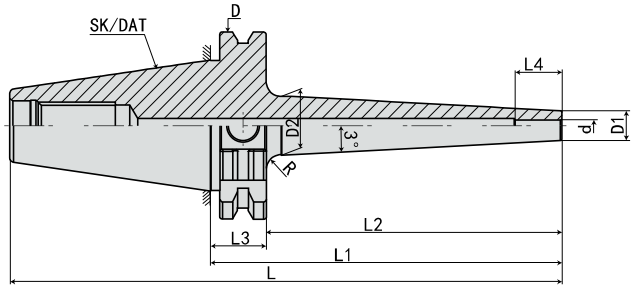

规 格 Mode	L	L1	L2	L3	L4	D	D1	D2	d	R	FIG	重量 KGS
SK40-SFS03- 90	158.4	90	70.9	19.1	12	63.55	9	15	3	5	1	1
-120	188.4	120	100.9	19.1	12	63.55	9	16	3	5	2	1.1
-160	228.4	160	140.9	19.1	12	63.55	9	19	3	5	2	1.2
-200	268.4	200	180.9	19.1	12	63.55	9	22	3	5	2	1.3
-SFS04- 90	158.4	90	70.9	19.1	16	63.55	10	16	4	5	1	1
-120	188.4	120	100.9	19.1	16	63.55	10	17	4	5	2	1.1
-160	228.4	160	140.9	19.1	16	63.55	10	20	4	5	2	1.2
-200	268.4	200	180.9	19.1	16	63.55	10	23	4	5	2	1.3
-SFS05- 90	158.4	90	70.9	19.1	18	63.55	11	17	5	5	1	1
-120	188.4	120	100.9	19.1	18	63.55	11	18	5	5	2	1.1
-160	228.4	160	140.9	19.1	18	63.55	11	21	5	5	2	1.2
-200	268.4	200	180.9	19.1	18	63.55	11	24	5	5	2	1.3

规格说明:

SK40 - SFS - 03 - 90

- L1 长度 Length (L1)
- 刀杆直径 Diameter
- 功能代号 Holder type
- 锥柄形式 Taper size

·SK40-SFS 热缩刀柄（3°细长型）

SK40-SFS SHRINK FIT TOOL HOLDER (3° SLENDER TYPE)



FIG.1

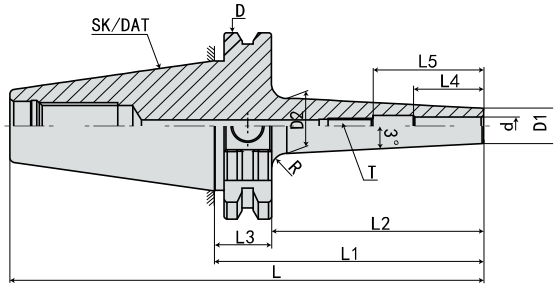

FIG.2

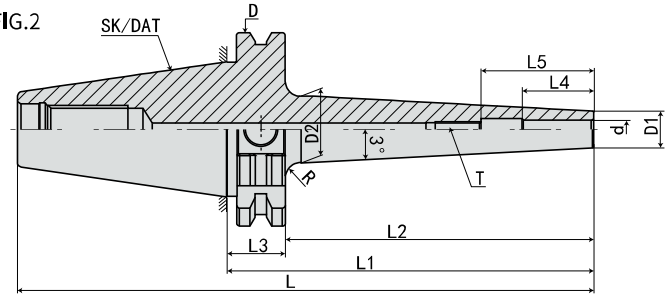

规格 Model	L	L1	L2	L3	L4	L5	D	D1	D2	d	T	R	FIG	重量 KGS
SK40-SFS06- 90	158.4	90	70.9	19.1	26	36	63.55	12	18	6	M5*0.8P	10	1	1.1
-120	188.4	120	100.9	19.1	26	36	63.55	12	21	6	M5*0.8P	10	2	1.2
-160	228.4	160	140.9	19.1	26	36	63.55	12	24	6	M5*0.8P	10	2	1.3
-200	268.4	200	180.9	19.1	26	36	63.55	12	27	6	M5*0.8P	10	2	1.4
-SFS08- 90	158.4	90	70.9	19.1	26	36	63.55	14	20	8	M6*1.0P	10	1	1.1
-120	188.4	120	100.9	19.1	26	36	63.55	14	23	8	M6*1.0P	10	2	1.2
-160	228.4	160	140.9	19.1	26	36	63.55	14	26	8	M6*1.0P	10	2	1.3
-200	268.4	200	180.9	19.1	26	36	63.55	14	29	8	M6*1.0P	10	2	1.4
-SFS10- 90	158.4	90	70.9	19.1	32	42	63.55	16	22	10	M8*1.0P	10	1	1.1
-120	188.4	120	100.9	19.1	32	42	63.55	16	25	10	M8*1.0P	10	2	1.2
-160	228.4	160	140.9	19.1	32	42	63.55	16	28	10	M8*1.0P	10	2	1.3
-200	268.4	200	180.9	19.1	32	42	63.55	16	31	10	M8*1.0P	10	2	1.4
-SFS12- 90	158.4	90	70.9	19.1	37	47	63.55	18	24	12	M10*1.0P	10	1	1.1
-120	188.4	120	100.9	19.1	37	47	63.55	18	27	12	M10*1.0P	10	2	1.2
-160	228.4	160	140.9	19.1	37	47	63.55	18	30	12	M10*1.0P	10	2	1.3
-200	268.4	200	180.9	19.1	37	47	63.55	18	33	12	M10*1.0P	10	2	1.4
-SFS14- 90	158.4	90	70.9	19.1	37	47	63.55	20	26	14	M10*1.0P	10	1	1.2
-120	188.4	120	100.9	19.1	37	47	63.55	20	29	14	M10*1.0P	10	2	1.3
-160	228.4	160	140.9	19.1	37	47	63.55	20	32	14	M10*1.0P	10	2	1.5
-200	268.4	200	180.9	19.1	37	47	63.55	20	35	14	M10*1.0P	10	2	1.7
-SFS16- 90	158.4	90	70.9	19.1	40	50	63.55	22	28	16	M12*1.0P	10	1	1.2
-120	188.4	120	100.9	19.1	40	50	63.55	22	31	16	M12*1.0P	10	2	1.3
-160	228.4	160	140.9	19.1	40	50	63.55	22	34	16	M12*1.0P	10	2	1.5
-200	268.4	200	180.9	19.1	40	50	63.55	22	37	16	M12*1.0P	10	2	1.7
-SFS18- 90	158.4	90	70.9	19.1	40	50	63.55	24	30	18	M12*1.0P	10	1	1.2
-120	188.4	120	100.9	19.1	40	50	63.55	24	33	18	M12*1.0P	10	2	1.3
-160	228.4	160	140.9	19.1	40	50	63.55	24	36	18	M12*1.0P	10	2	1.6
-200	268.4	200	180.9	19.1	40	50	63.55	24	39	18	M12*1.0P	10	2	1.9
-SFS20- 90	158.4	90	70.9	19.1	42	52	63.55	26	32	20	M12*1.0P	10	1	1.3
-120	188.4	120	100.9	19.1	42	52	63.55	26	35	20	M12*1.0P	10	2	1.4
-160	228.4	160	140.9	19.1	42	52	63.55	26	38	20	M12*1.0P	10	2	1.7
-200	268.4	200	180.9	19.1	42	52	63.55	26	41	20	M12*1.0P	10	2	2

规格说明:

SK40 - SFS - 06 - 90

- L1 长度 Length (L1)
- 刀杆直径 Diameter
- 功能代号 Holder type
- 锥柄形式 Taper size

·SK50-SFS 热缩刀柄（3°细长型）

SK50-SFS SHRINK FIT TOOL HOLDER (3° SLENDER TYPE)



FIG.1

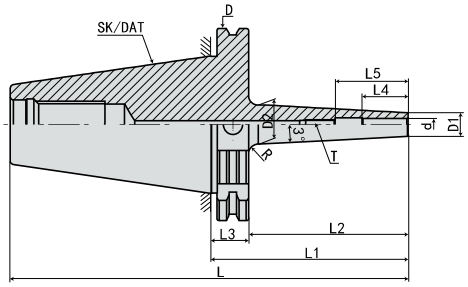



FIG.2

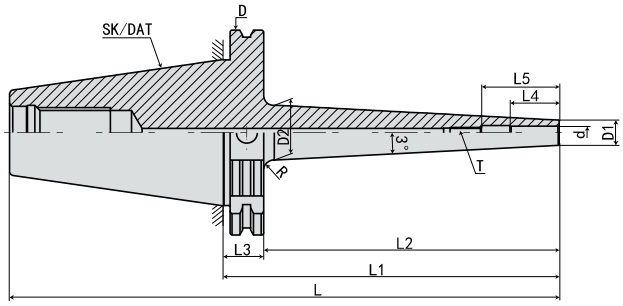

规格 Model	L	L1	L2	L3	L4	L5	D	D1	D2	d	T	R	FIG	重量 KGS
SK50-SFS06-100	201.75	100	80.9	19.1	26	36	97.5	12	18	6	M5*0.8P	10	1	3.8
-120	221.75	120	100.9	19.1	26	36	97.5	12	20	6	M5*0.8P	10	1	3.9
-160	261.75	160	140.9	19.1	26	36	97.5	12	24	6	M5*0.8P	10	2	4.2
-200	301.75	200	180.9	19.1	26	36	97.5	12	28	6	M5*0.8P	10	2	5.8
-SFS08-100	201.75	100	80.9	19.1	26	36	97.5	14	20	8	M6*1.0P	10	1	3.8
-120	221.75	120	100.9	19.1	26	36	97.5	14	22	8	M6*1.0P	10	1	3.9
-160	261.75	160	140.9	19.1	26	36	97.5	14	26	8	M6*1.0P	10	2	4.2
-200	301.75	200	180.9	19.1	26	36	97.5	14	30	8	M6*1.0P	10	2	5.8
-SFS10-100	201.75	100	80.9	19.1	32	42	97.5	16	22	10	M8*1.0P	10	1	3.9
-120	221.75	120	100.9	19.1	32	42	97.5	16	24	10	M8*1.0P	10	1	4.1
-160	261.75	160	140.9	19.1	32	42	97.5	16	28	10	M8*1.0P	10	2	4.3
-200	301.75	200	180.9	19.1	32	42	97.5	16	32	10	M8*1.0P	10	2	5.9
-SFS12-100	201.75	100	80.9	19.1	37	47	97.5	18	24	12	M10*1.0P	10	1	3.9
-120	221.75	120	100.9	19.1	37	47	97.5	18	26	12	M10*1.0P	10	1	4.1
-160	261.75	160	140.9	19.1	37	47	97.5	18	30	12	M10*1.0P	10	2	4.3
-SFS12-200	301.75	200	180.9	19.1	37	47	97.5	18	34	12	M10*1.0P	10	2	5.9
-SFS14-100	201.75	100	80.9	19.1	37	47	97.5	20	26	14	M10*1.0P	10	1	3.9
-120	221.75	120	100.9	19.1	37	47	97.5	20	28	14	M10*1.0P	10	1	4.1
-160	261.75	160	140.9	19.1	37	47	97.5	20	32	14	M10*1.0P	10	2	4.3
-200	301.75	200	180.9	19.1	37	47	97.5	20	36	14	M10*1.0P	10	2	5.9
-SFS16-100	201.75	100	80.9	19.1	40	50	97.5	22	28	16	M12*1.0P	10	1	4
-120	221.75	120	100.9	19.1	40	50	97.5	22	30	16	M12*1.0P	10	1	4.2
-160	261.75	160	140.9	19.1	40	50	97.5	22	34	16	M12*1.0P	10	2	4.4
-200	301.75	200	180.9	19.1	40	50	97.5	22	38	16	M12*1.0P	10	2	6
-SFS18-100	201.75	100	80.9	19.1	40	50	97.5	24	30	18	M12*1.0P	10	1	4
-120	221.75	120	100.9	19.1	40	50	97.5	24	32	18	M12*1.0P	10	1	4.2
-160	261.75	160	140.9	19.1	40	50	97.5	24	36	18	M12*1.0P	10	2	4.4
-200	301.75	200	180.9	19.1	40	50	97.5	24	40	18	M12*1.0P	10	2	6
-SFS20-100	201.75	100	80.9	19.1	42	52	97.5	26	32	20	M16*1.0P	10	1	4.1
-120	221.75	120	100.9	19.1	42	52	97.5	26	34	20	M16*1.0P	10	1	4.3
-160	261.75	160	140.9	19.1	42	52	97.5	26	38	20	M16*1.0P	10	2	4.4
-200	301.75	200	180.9	19.1	42	52	97.5	26	42	20	M16*1.0P	10	2	6.1

规格说明:

SK50 - SFS - 06 - 100

- L1 长度 Length (L1)
- 刀杆直径 Diameter
- 功能代号 Holder type
- 锥柄形式 Taper size

·SK40-SFK 热缩刀柄（4.5通水型）

SK40-SFK SHRINK FIT TOOL HOLDER (4.5° SHRINK-FIT COOLANT TYPE)

FIG.1

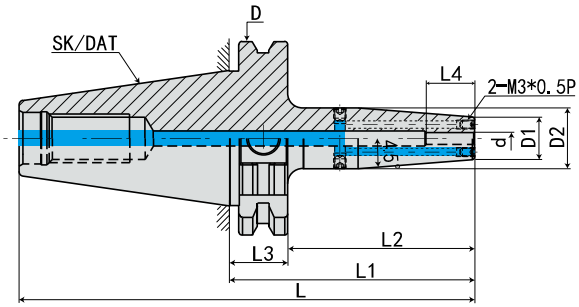

FIG.2

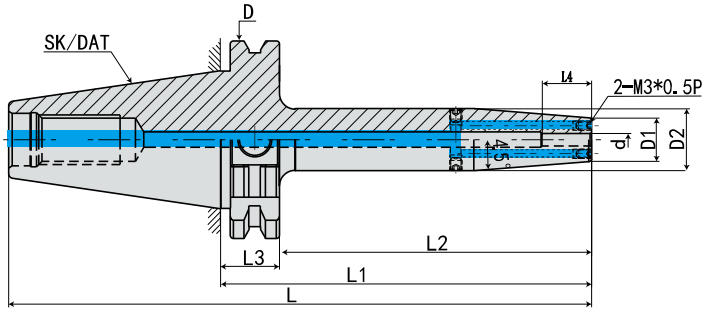

规格 Model	L	L1	L2	L3	L4	D	D1	D2	d	R	FIG	重量 KGS
SK40-SF03- 80K	148.4	80	60.9	19.1	12	63.55	14	20	3	5	1	1
-120K	188.4	120	100.9	19.1	12	63.55	14	20	3	5	2	1.1
-160K	228.4	160	140.9	19.1	12	63.55	14	20	3	5	2	1.2
-SF04- 80K	148.4	80	60.9	19.1	16	63.55	14	20	4	5	1	1
-120K	188.4	120	100.9	19.1	16	63.55	14	20	4	5	2	1.1
-160K	228.4	160	140.9	19.1	16	63.55	14	20	4	5	2	1.2
-SF05- 80K	148.4	80	60.9	19.1	18	63.55	14	20	5	5	1	1
-120K	188.4	120	100.9	19.1	18	63.55	14	20	5	5	2	1.1
-160K	228.4	160	140.9	19.1	18	63.55	14	20	5	5	2	1.2

规格说明:

SK40 - SF - 03 - 80K

- L1 长度 Length (L1)
- 刀杆直径 Diameter
- 功能代号 Holder type
- 锥柄形式 Taper size

·SK40-SFK 热缩刀柄（4.5通水型）

SK40-SFK SHRINK FIT TOOL HOLDER (4.5° SHRINK-FIT COOLANT TYPE)

FIG.1

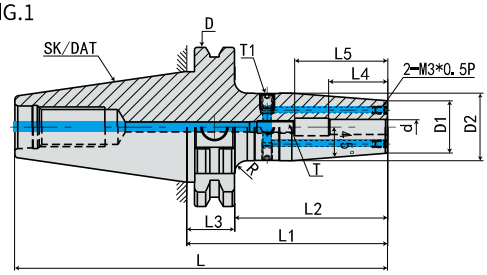

FIG.2

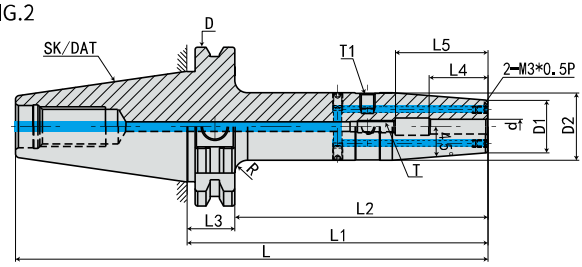

FIG.3

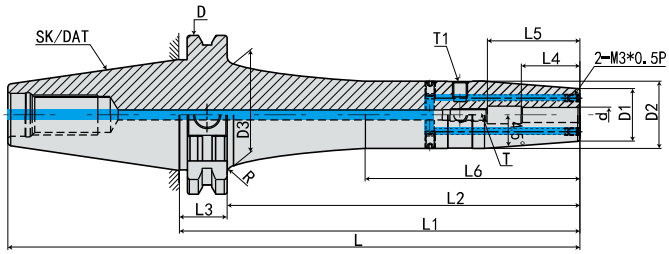

规格 Model	L	L1	L2	L3	L4	L5	L6	D	D1	D2	D3	d	T	T1	FIG	重量 KGS
SK40-SF06- 80K	148.4	80	60.9	19.1	26	36	-	63.55	21	27	-	6	M5*0.8P	M6*1.0P	1	1.2
-120K	188.4	120	100.9	19.1	26	36	-	63.55	21	27	-	6	M5*0.8P	M6*1.0P	2	1.5
-160K	228.4	160	140.9	19.1	26	36	78	63.55	21	27	41	6	M5*0.8P	M6*1.0P	3	1.8
-200K	268.4	200	180.9	19.1	26	36	118	63.55	21	27	41	6	M5*0.8P	M6*1.0P	3	2.2
-SF08- 80K	148.4	80	60.9	19.1	26	36	-	63.55	21	27	-	8	M6*1.0P	M6*1.0P	1	1.2
-120K	188.4	120	100.9	19.1	26	36	-	63.55	21	27	-	8	M6*1.0P	M6*1.0P	2	1.5
-160K	228.4	160	140.9	19.1	26	36	78	63.55	21	27	41	8	M6*1.0P	M6*1.0P	3	1.8
-200K	268.4	200	180.9	19.1	26	36	118	63.55	21	27	41	8	M6*1.0P	M6*1.0P	3	2.2
-SF10- 80K	148.4	80	60.9	19.1	32	42	-	63.55	24	32	-	10	M8*1.0P	M6*1.0P	1	1.3
-120K	188.4	120	100.9	19.1	32	42	-	63.55	24	32	-	10	M8*1.0P	M6*1.0P	2	1.6
-160K	228.4	160	140.9	19.1	32	42	78	63.55	24	32	40	10	M8*1.0P	M6*1.0P	3	1.9
-200K	268.4	200	180.9	19.1	32	42	118	63.55	24	32	40	10	M8*1.0P	M6*1.0P	3	2.3
-SF12- 80K	148.4	80	60.9	19.1	37	47	-	63.55	24	32	-	12	M10*1.0P	M6*1.0P	1	1.3
-120K	188.4	120	100.9	19.1	37	47	-	63.55	24	32	-	12	M10*1.0P	M6*1.0P	2	1.6
-160K	228.4	160	140.9	19.1	37	47	78	63.55	24	32	40	12	M10*1.0P	M6*1.0P	3	1.9
-200K	268.4	200	180.9	19.1	37	47	118	63.55	24	32	40	12	M10*1.0P	M6*1.0P	3	2.3
-SF14- 80K	148.4	80	60.9	19.1	37	47	-	63.55	27	34	-	14	M10*1.0P	M6*1.0P	1	1.3
-120K	188.4	120	100.9	19.1	37	47	-	63.55	27	34	-	14	M10*1.0P	M6*1.0P	2	1.6
-160K	228.4	160	140.9	19.1	37	47	78	63.55	27	34	42	14	M10*1.0P	M6*1.0P	3	1.9
-200K	268.4	200	180.9	19.1	37	47	118	63.55	27	34	42	14	M10*1.0P	M6*1.0P	3	2.3

规格说明:

SK40 - SF - 06 - 80K

- L1 长度 Length (L1)
- 刀杆直径 Diameter
- 功能代号 Holder type
- 锥柄形式 Taper size

·SK40-SFK 热缩刀柄（4.5通水型）

SK40-SFK SHRINK FIT TOOL HOLDER (4.5° SHRINK-FIT COOLANT TYPE)

FIG.1

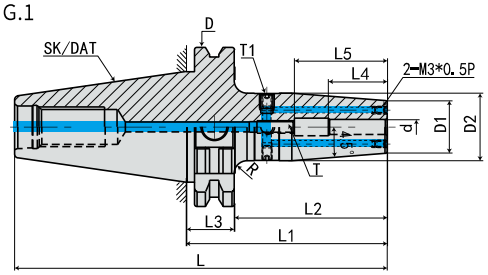

FIG.2

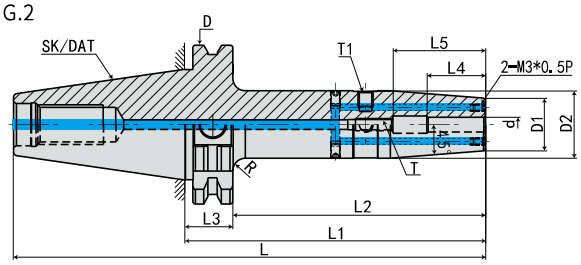

FIG.3

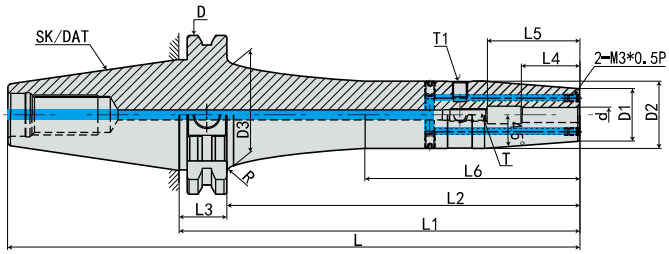

规格 Model	L	L1	L2	L3	L4	L5	L6	D	D1	D2	D3	d	T	T1	FIG	重量 KGS
SK40-SF16- 80K	148.4	80	60.9	19.1	40	50	-	63.55	27	34	-	16	M12*1.0P	M6*1.0P	1	1.3
-120K	188.4	120	100.9	19.1	40	50	-	63.55	27	34	-	16	M12*1.0P	M6*1.0P	2	1.6
-160K	228.4	160	140.9	19.1	40	50	78	63.55	27	34	42	16	M12*1.0P	M6*1.0P	3	1.9
-200K	268.4	200	180.9	19.1	40	50	118	63.55	27	34	42	16	M12*1.0P	M6*1.0P	3	2.3
-SF18- 80K	148.4	80	60.9	19.1	40	50	-	63.55	33	42	-	18	M12*1.0P	M6*1.0P	1	1.4
-120K	188.4	120	100.9	19.1	40	50	-	63.55	33	42	-	18	M12*1.0P	M6*1.0P	2	1.7
-160K	228.4	160	140.9	19.1	40	50	-	63.55	33	42	-	18	M12*1.0P	M6*1.0P	2	2
-200K	268.4	200	180.9	19.1	40	50	-	63.55	33	42	-	18	M12*1.0P	M6*1.0P	2	2.4
-SF20- 80K	148.4	80	60.9	19.1	42	52	-	63.55	33	42	-	20	M16*1.0P	M6*1.0P	1	1.4
-120K	188.4	120	100.9	19.1	42	52	-	63.55	33	42	-	20	M16*1.0P	M6*1.0P	2	1.7
-160K	228.4	160	140.9	19.1	42	52	-	63.55	33	42	-	20	M16*1.0P	M6*1.0P	2	2
-200K	268.4	200	180.9	19.1	42	52	-	63.55	33	42	-	20	M16*1.0P	M6*1.0P	2	2.4
-SF25- 80K	148.4	80	60.9	19.1	48	58	-	63.55	44	53	-	25	M16*1.0P	M6*1.0P	1	2
-120K	188.4	120	100.9	19.1	48	58	-	63.55	44	53	-	25	M16*1.0P	M6*1.0P	2	2.3
-160K	228.4	160	140.9	19.1	48	58	-	63.55	44	53	-	25	M16*1.0P	M6*1.0P	2	2.6
-200K	268.4	200	180.9	19.1	48	58	-	63.55	44	53	-	25	M16*1.0P	M6*1.0P	2	3
-SF32- 80K	148.4	80	60.9	19.1	52	62	-	63.55	44	53	-	32	M16*1.0P	M6*1.0P	1	2
-120K	188.4	120	100.9	19.1	52	62	-	63.55	44	53	-	32	M16*1.0P	M6*1.0P	2	2.3
-160K	228.4	160	140.9	19.1	52	62	-	63.55	44	53	-	32	M16*1.0P	M6*1.0P	2	2.6
-200K	268.4	200	180.9	19.1	52	62	-	63.55	44	53	-	32	M16*1.0P	M6*1.0P	2	3

规格说明:

SK40 - SF - 16 - 80K

- L1 长度 Length (L1)
- 刀杆直径 Diameter
- 功能代号 Holder type
- 锥柄形式 Taper size

·SK50-SFK 热缩刀柄（4.5通水型）

SK50-SFK SHRINK FIT TOOL HOLDER (4.5° SHRINK-FIT COOLANT TYPE)

FIG.1

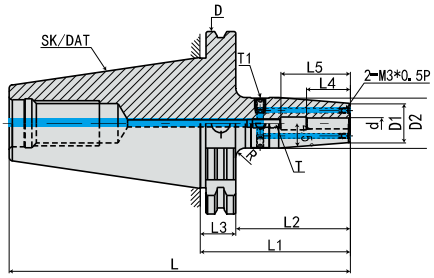

FIG.2

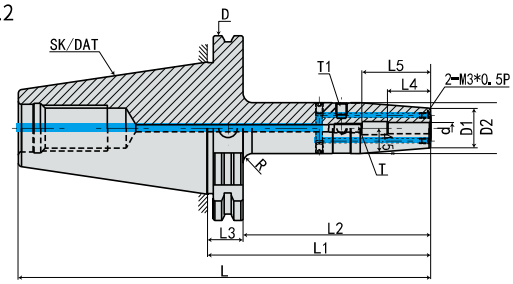

FIG.3

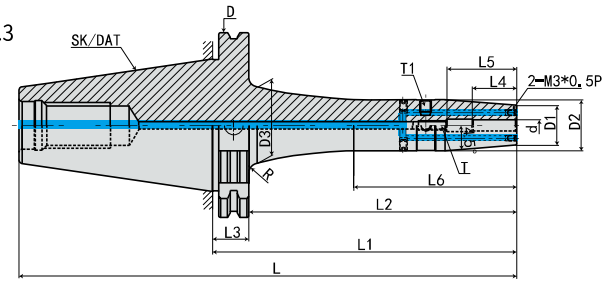

规格 Model	L	L1	L2	L3	L4	L5	L6	D	D1	D2	D3	d	T	T1	FIG	重量 KGS
SK50-SF06- 80K	181.75	80	60.9	19.1	26	36	-	97.5	21	27	-	6	M5*0.8P	M6*1.0P	1	2.8
-120K	221.75	120	100.9	19.1	26	36	-	97.5	21	27	-	6	M5*0.8P	M6*1.0P	2	2.9
-160K	261.75	160	140.9	19.1	26	36	78	97.5	21	27	41	6	M5*0.8P	M6*1.0P	3	3
-200K	301.75	200	180.9	19.1	26	36	118	97.5	21	27	41	6	M5*0.8P	M6*1.0P	3	3.1
-SF08- 80K	181.75	80	60.9	19.1	26	36	-	97.5	21	27	-	8	M6*1.0P	M6*1.0P	1	2.8
-120K	221.75	120	100.9	19.1	26	36	-	97.5	21	27	-	8	M6*1.0P	M6*1.0P	2	2.9
-160K	261.75	160	140.9	19.1	26	36	78	97.5	21	27	41	8	M6*1.0P	M6*1.0P	3	3
-200K	301.75	200	180.9	19.1	26	36	118	97.5	21	27	41	8	M6*1.0P	M6*1.0P	3	3.1
-SF10- 80K	181.75	80	60.9	19.1	32	42	-	97.5	24	32	-	10	M8*1.0P	M6*1.0P	1	2.8
-120K	221.75	120	100.9	19.1	32	42	-	97.5	24	32	-	10	M8*1.0P	M6*1.0P	2	2.9
-160K	261.75	160	140.9	19.1	32	42	78	97.5	24	32	40	10	M8*1.0P	M6*1.0P	3	3
-200K	301.75	200	180.9	19.1	32	42	118	97.5	24	32	40	10	M8*1.0P	M6*1.0P	3	3.1
-SF12- 80K	181.75	80	60.9	19.1	37	47	-	97.5	24	32	-	12	M10*1.0P	M6*1.0P	1	2.9
-120K	221.75	120	100.9	19.1	37	47	-	97.5	24	32	-	12	M10*1.0P	M6*1.0P	2	3
-160K	261.75	160	140.9	19.1	37	47	78	97.5	24	32	40	12	M10*1.0P	M6*1.0P	3	3.1
-200K	301.75	200	180.9	19.1	37	47	118	97.5	24	32	40	12	M10*1.0P	M6*1.0P	3	3.2
-SF14- 80K	181.75	80	60.9	19.1	37	47	-	97.5	27	34	-	14	M10*1.0P	M6*1.0P	1	2.9
-120K	221.75	120	100.9	19.1	37	47	-	97.5	27	34	-	14	M10*1.0P	M6*1.0P	2	3
-160K	261.75	160	140.9	19.1	37	47	78	97.5	27	34	42	14	M10*1.0P	M6*1.0P	3	3.1
-200K	301.75	200	180.9	19.1	37	47	118	97.5	27	34	42	14	M10*1.0P	M6*1.0P	3	3.2

规格说明:

SK50 - SF - 06 - 80K

- 80K：L1 长度 Length (L1)
- 06：刀杆直径 Diameter
- SF：功能代号 Holder type
- SK50：锥柄形式 Taper size

·SK50-SFK 热缩刀柄（4.5通水型）

SK50-SFK SHRINK FIT TOOL HOLDER (4.5° SHRINK-FIT COOLANT TYPE)

FIG.1

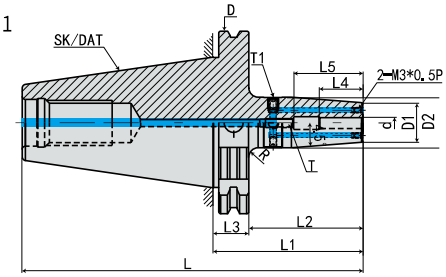

FIG.2

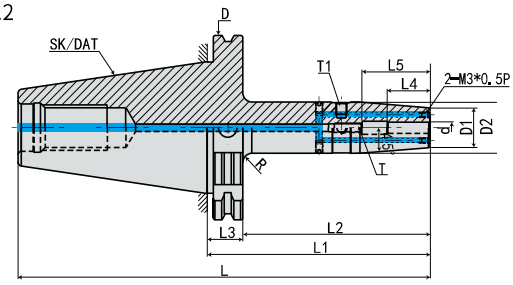

FIG.3

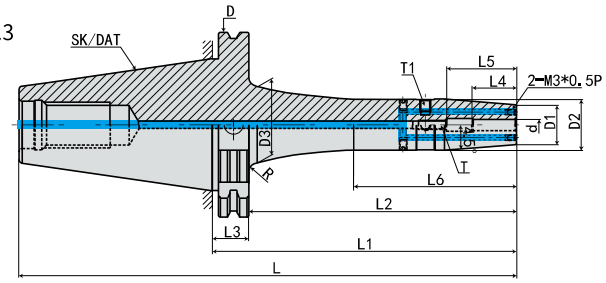

规格 Model	L	L1	L2	L3	L4	L5	L6	D	D1	D2	D3	d	T	T1	FIG	重量 KGS
SK50-SF16- 80K	181.75	80	60.9	19.1	40	50	-	97.5	27	34	-	16	M12*1.0P	M6*1.0P	1	3.1
-120K	221.75	120	100.9	19.1	40	50	-	97.5	27	34	-	16	M12*1.0P	M6*1.0P	2	3.3
-160K	261.75	160	140.9	19.1	40	50	78	97.5	27	34	42	16	M12*1.0P	M6*1.0P	3	3.5
-200K	301.75	200	180.9	19.1	40	50	118	97.5	27	34	42	16	M12*1.0P	M6*1.0P	3	3.7
-SF18- 80K	181.75	80	60.9	19.1	40	50	-	97.5	33	42	-	18	M12*1.0P	M6*1.0P	1	3.1
-120K	221.75	120	100.9	19.1	40	50	-	97.5	33	42	-	18	M12*1.0P	M6*1.0P	2	3.3
-160K	261.75	160	140.9	19.1	40	50	-	97.5	33	42		18	M12*1.0P	M6*1.0P	3	3.5
-200K	301.75	200	180.9	19.1	40	50	-	97.5	33	42		18	M12*1.0P	M6*1.0P	3	3.7
-SF20- 80K	181.75	80	60.9	19.1	42	52	-	97.5	33	42	-	20	M16*1.0P	M6*1.0P	1	3.3
-120K	221.75	120	100.9	19.1	42	52	-	97.5	33	42	-	20	M16*1.0P	M6*1.0P	2	3.5
-160K	261.75	160	140.9	19.1	42	52	-	97.5	33	42		20	M16*1.0P	M6*1.0P	3	3.7
-200K	301.75	200	180.9	19.1	42	52	-	97.5	33	42		20	M16*1.0P	M6*1.0P	3	3.9
-SF25-100K	201.75	100	80.9	19.1	48	58	-	97.5	44	53	-	25	M16*1.0P	M6*1.0P	1	3.3
-120K	221.75	120	100.9	19.1	48	58	-	97.5	44	53	-	25	M16*1.0P	M6*1.0P	2	3.5
-160K	261.75	160	140.9	19.1	48	58	-	97.5	44	53		25	M16*1.0P	M6*1.0P	3	3.7
-200K	301.75	200	180.9	19.1	48	58	-	97.5	44	53		25	M16*1.0P	M6*1.0P	3	3.9
-SF32-100K	201.75	100	80.9	19.1	52	62	-	97.5	44	53	-	32	M16*1.0P	M6*1.0P	1	3.4
-120K	221.75	120	100.9	19.1	52	62	-	97.5	44	53	-	32	M16*1.0P	M6*1.0P	2	3.6
-160K	261.75	160	140.9	19.1	52	62	-	97.5	44	53		32	M16*1.0P	M6*1.0P	3	3.8
-200K	301.75	200	180.9	19.1	52	62	-	97.5	44	53		32	M16*1.0P	M6*1.0P	3	4

规格说明:

SK50 - SF - 16 - 80K

- L1 长度 Length (L1)
- 刀杆直径 Diameter
- 功能代号 Holder type
- 锥柄形式 Taper size

山东欧诺威数控刀具有限公司
山东省济宁市泗水县泉源大道与金工一路交汇处

国内销售专线：
TEL：400-697-5558
E-mail：sales@ounuowei.com
ounuowei.1688.com
www.onwcnc.com

外贸销售专线：
TEL：0086 537 6598237
FAX：0086 537 6598237
E-mail：md3rd@ounuowei.com
ounuowei.en.alibaba.com
www.ounuowei.com